

VALUE-ADDING FEATURES




ORGANISED IN EVERY LAST DETAIL




CONTENTS

Drawer/pull-out equipment	04
Accessories	15
Flex-Boxes	16
Panel system	22
OrgaWall	28
Shelves	32
Technology	38
LIVING ELEMENTS	
Inspiration	40
EASY & CLEAN	
Utility room	44

LEGEND

-  New article
-  Planning
-  Emotion LED lights



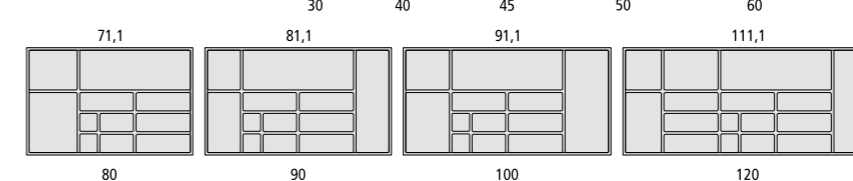
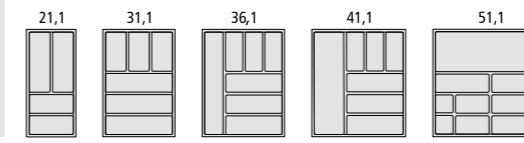
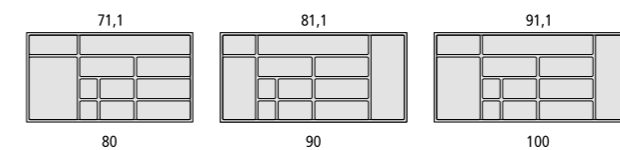
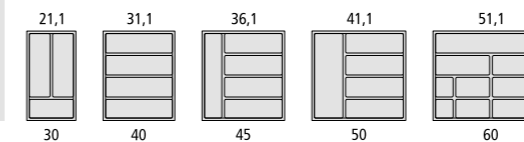

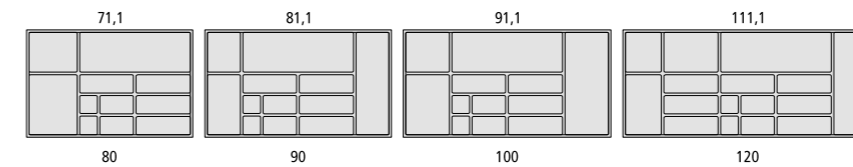
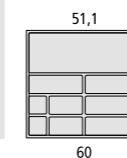
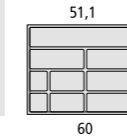


EXCEPTIONAL ELEMENTS FOR ORGANISING DRAWER AND CABINET INTERIORS make the perfect kitchen: catering to personal expectations and needs, this space becomes a professional cooking studio thanks to a variety of cutlery trays and function inserts, e.g. for knives or spices.

FOR SPECIAL STORAGE NEEDS IN THE BOTTOM PULL-OUTS, we have the answer too: the inserts in elegant natural oak can be configured with incredible versatility to hold dishes, cooking utensils or provisions – keeping all kitchen helpers perfectly organised.


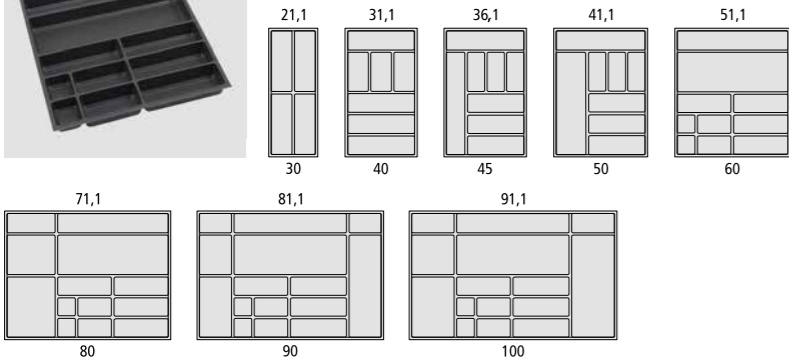

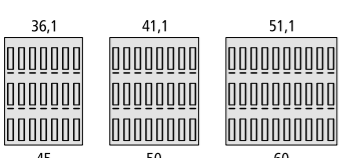

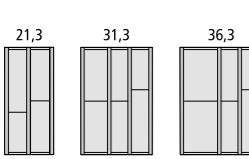


DRAWER EQUIPMENT

Cutlery insert Carcase depth 46 / 56 cm










Width cm	Order details	
	Items	Hinged
60	Z B N 60 46 CG	NEW
80	Z B N 80 46 CG	
90	Z B N 90 46 CG	
100	Z B N 100 46 CG	
120	Z B N 120 46 CG	
60	Z B N 60 56 CG	NEW
80	Z B N 80 56 CG	
90	Z B N 90 56 CG	
100	Z B N 100 56 CG	
120	Z B N 120 56 CG	
30	Z B 30 46 CG	NEW
40	Z B 40 46 CG	
45	Z B 45 46 CG	
50	Z B 50 46 CG	
60	Z B 60 46 CG	
80	Z B 80 46 CG	
90	Z B 90 46 CG	
100	Z B 100 46 CG	
30	Z B 30 56 CG	NEW
40	Z B 40 56 CG	
45	Z B 45 56 CG	
50	Z B 50 56 CG	
60	Z B 60 56 CG	
80	Z B 80 56 CG	
90	Z B 90 56 CG	
100	Z B 100 56 CG	
120	Z B 120 56 CG	





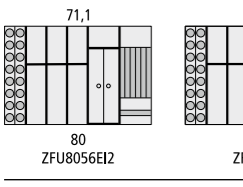
DRAWER EQUIPMENT

Description	Width cm	Order details	
		Items	Hinged
Cutlery insert Carcase depth 56 / 66 cm  Description Cutlery insert carcase: d. 66 cm laminate carbon grey 	30 40 45 50 60 80 90 100	Z B 30 66 CG Z B 40 66 CG Z B 45 66 CG Z B 50 66 CG Z B 60 66 CG Z B 80 66 CG Z B 90 66 CG Z B 100 66 CG	NEW
 Spice container insert without spice containers carcase: d. 56 cm laminate carbon grey for spice containers max. length 15,4 cm 	45 50 60	Z GD 45 56 CG Z GD 50 56 CG Z GD 60 56 CG	NEW
 Varia-Orgaset T laminate translucent smoke grey carcase: d. 56 cm tray inserts with crosswise dividers 	30 40 45	Z B 30 56 TR Z B 40 56 TR Z B 45 56 TR	NEW
 Varia-Orgaset T laminate translucent smoke grey carcase: d. 56 cm tray inserts with crosswise dividers and knife holder 	50 60 80 90 100 120	Z B 50 56 TR Z B 60 56 TR Z B 80 56 TR Z B 90 56 TR Z B 100 56 TR Z B 120 56 TR	NEW







DRAWER EQUIPMENT

Description	Width cm	Order details	
		Items	Hinged
Carcase depth 56 / 66 cm  Description Partition frame for drawer can be used vertically carcase: d. 56 cm WxHxD: 10x5x47,2 cm metal frame, carbon grey 1 adjustable partition wall, laminate carbon grey Planning: For individual planning of drawer partitioning.	10	Z URS 10 CG	NEW
 Partition frame for drawer can be used vertically carcase: d. 56 cm WxHxD: 20x5x47,2 cm metal frame, carbon grey 1 adjustable partition wall, laminate carbon grey Planning: For individual planning of drawer partitioning.	20	Z URS 20 CG	NEW
 Functional insert for drawer laminate black, width 27,7 cm carcase: d. 56 cm WxHxD: 27,7x5x47,2 cm laminate frame with fixed division Planning: For individual planning of drawer partitioning. Suitable for drawers from carcase width 40 cm.	27,7	Z FU 28 SZ	NEW
 Functional insert for drawer laminate black, width 17,7 cm carcase: d. 56 cm WxHxD: 17,7x5x47,2 cm laminate frame with fixed division Planning: For individual planning of drawer partitioning. Suitable for drawers from carcase width 30 cm.	17,7	Z FU 18 SZ	NEW
 Built-in scales, for hooking in drawer and pull-out weighting range 0-5000 g colour: aluminium/black extendable surface width, suitable for 40, 45 and 50 cm unit width, depth 26 cm	40 45 50	Z EW 40 Z EW 45 Z EW 50	
 All-purpose electrical slicer for drawer, silver-coloured mounting on site, into standard drawer installation measure: WxHxD:34,2x7,5x37 cm 0,75 m mains connection cable Euro flat plug Planning: For C1/C2/C5 with cabinets in widths of 45, 50 and 60 cm. Only suitable for 56 cm carcase depth. Cannot be fitted in conjunction with 1.6 cm worktop. Bread sliced from left/right = hinged on L/R		Z SAE	L/R
 All-purpose electrical slicer for drawer, silver-coloured mounting on site, into standard drawer installation measure: WxHxD: 39x7,5x37 cm 0,75 m mains connection cable Euro flat plug Planning: For X1/X2 with cabinets in widths of 50 and 60 cm. Can only be fitted in conjunction with worktops in a thickness of up to 4 cm and 56 cm carcase depth. Bread sliced from left/right = hinged on L/R		XZ SAE	L/R


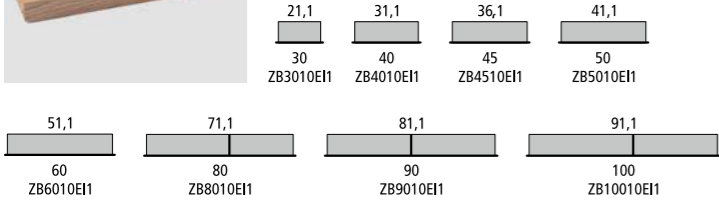






DRAWER EQUIPMENT

Natural oak Carcase depth 56 cm	Description	Width cm	Order details	
			Items	Hinged
	Set of china storage bowls height 6 cm, 4 pieces carcase: d. 56 cm 4 small bowls with lids in natural oak 1 support frame, natural oak Planning: Also suitable for drawers.	11,4	Z V 11 6 EI	NEW
	Cutlery insert, natural oak carcase: d. 56 cm Planning: For individual planning, the „Accessories - cutlery insert“ can be positioned on the fields bearing the numbers 10/15/20.	30 40 45 50 60 80 90 100 120	Z B 30 56 EI Z B 40 56 EI Z B 45 56 EI Z B 50 56 EI Z B 60 56 EI Z B 80 56 EI Z B 90 56 EI Z B 100 56 EI Z B 120 56 EI	NEW
	Functional insert for drawer natural oak carcase: d. 56 cm 1 cutlery insert 1 knife block insert 1 insert for kitchen rolls	50 60	Z FU 50 56 EI2 Z FU 60 56 EI2	NEW
	Functional insert for drawer natural oak carcase: d. 56 cm 1 cutlery insert 1 knife block insert 1 insert for kitchen rolls spice containers, ø 5 cm	80 90 100 120	Z FU 80 56 EI2 Z FU 90 56 EI2 Z FU 100 56 EI2 Z FU 120 56 EI2	NEW
	Functional insert for drawer natural oak carcase: d. 56 cm 1 cutlery insert 2 trivets for pans 1 chopping board, maple 1 knife block insert 1 insert for kitchen rolls	100 120	Z FU 100 56 EI3 Z FU 120 56 EI3	NEW


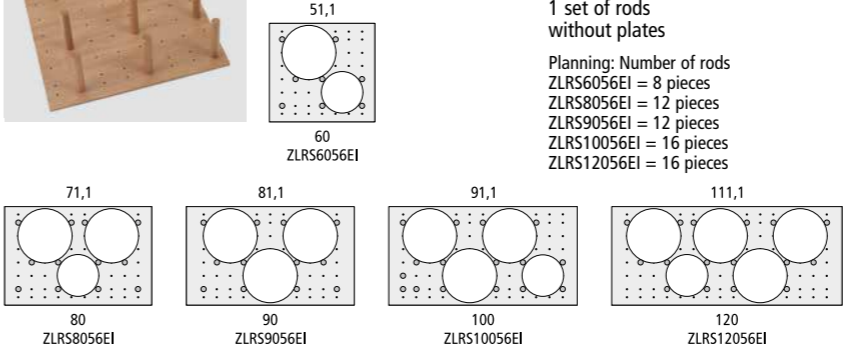

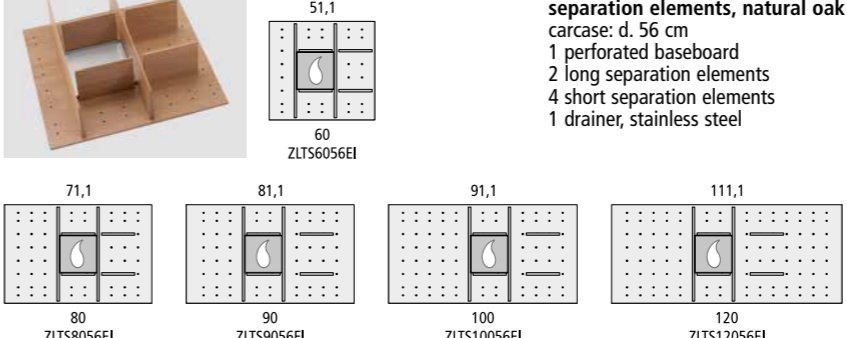

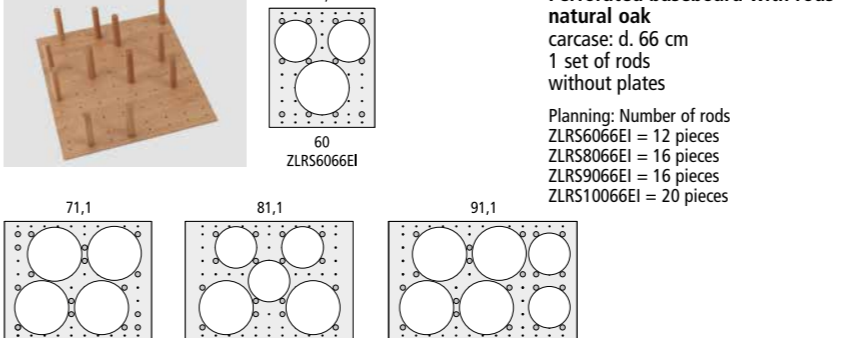

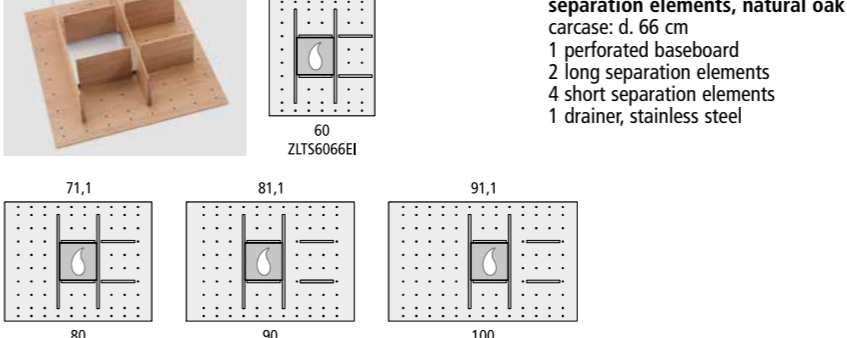
DRAWER EQUIPMENT

Natural oak Carcase depth 46 / 56 cm	Description	Width cm	Order details	
			Items	Hinged
	Functional insert for drawer natural oak carcase: d. 56 cm 1 cutlery insert 16 spice containers, ø 5 cm	45 50	Z FU 45 56 EI1 Z FU 50 56 EI1	NEW
	Functional insert for drawer natural oak carcase: d. 56 cm 1 cutlery insert 24 spice containers, ø 5 cm Planning: For individual planning, the „Accessories - cutlery insert“ can be positioned on the fields bearing the numbers 10/15/20.	60 80 90	Z FU 60 56 EI1 Z FU 80 56 EI1 Z FU 90 56 EI1	NEW
	Functional insert for drawer natural oak carcase: d. 56 cm 1 cutlery insert 24 spice containers, ø 5 cm Planning: For individual planning, the „Accessories - cutlery insert“ can be positioned on the fields bearing the numbers 10/15/20.	100 120	Z FU 100 56 EI1 Z FU 120 56 EI1	NEW
	Insert for cutlery and cooking utensil, natural oak carcase: d. 56 cm Planning: For individual planning, the „Accessories - cutlery insert“ can be positioned on the fields bearing the numbers 10/15/20.	50 60	Z BK 50 56 EI1 Z BK 60 56 EI1	NEW
	U-tray insert natural oak, width 16,4 cm carcase: d. 56 cm LxWxH: 47,2x16,4x5,3 cm Planning: Suitable for drawers from carcass width 30 cm. The spice container insert ZGD15CG, the insert for kitchen rolls ZFRE15EI and the knife block insert ZMBE15EI can be positioned in the U-tray insert.	16,4	Z USE 15 EI	NEW
	Bottle rack natural oak, width 30 cm rack for 3 bottles, ø 6-8,8 cm, max. length 37,5 cm Planning: Only suitable for 30 cm carcass width. The rack can also be fitted in the top internal drawer of the pull-out larder base units.	30	Z FA 3 EI	NEW





DRAWER EQUIPMENT

Natural oak Carcase depth 66 cm	Description	Width cm	Order details		
			Items	Hinged	
 	Depth adjustment cutlery insert natural oak, depth 10 cm for carcase depth 66 cm	30	Z B 30 10 EI1	NEW	
	40	Z B 40 10 EI1			
	45	Z B 45 10 EI1			
	50	Z B 50 10 EI1			
	60	Z B 60 10 EI1			
	80	Z B 80 10 EI1			
	90	Z B 90 10 EI1			
	100	Z B 100 10 EI1			
	Accessories – cutlery insert Carcase depth 56 cm		Width cm	Items	Hinged
		16 spice containers, ø 5 cm carbon grey, width 10 cm carcase: d. 56 cm without spices with labels for spice containers with spice container insert Planning: Is positioned on a free field (10).	10	Z GD 10 CG	NEW
		24 spice containers, ø 5 cm carbon grey, width 15 cm carcase: d. 56 cm without spices with labels for spice containers with spice container insert Planning: Is positioned on a free field (15). Can also be combined with the U-tray insert.	15	Z GD 15 CG	NEW
		32 spice containers, ø 5 cm carbon grey, width 20 cm carcase: d. 56 cm without spices with labels for spice containers with spice container insert Planning: Is positioned on a free field (20).	20	Z GD 20 CG	NEW
		Insert for kitchen rolls natural oak, width 15 cm carcase: d. 56 cm for 2 rolls with aluminium cover Planning: Is positioned on a free field (15). Can also be combined with the U-tray insert.	15	Z FRE 15 EI	
		Knife block insert natural oak, width 15 cm carcase: d. 56 cm without knives Planning: Is positioned on a free field (15). Can also be combined with the U-tray insert.	15	Z MBE 15 EI	
		Trivet for pans and chopping board, maple, width 20 cm carcase: d. 56 cm 2 trivets for pans, stainless steel 1 chopping board, maple Planning: Is positioned on a free field (20).	20	Z ARSB 20 AH	

PULL-OUT EQUIPMENT

Natural oak Carcase depth 56 / 66 cm	Description	Width cm	Order details		
			Items	Hinged	
 	Perforated baseboard with rods natural oak carcase: d. 56 cm 1 set of rods without plates Planning: Number of rods Z LRS6056EI = 8 pieces Z LRS8056EI = 12 pieces Z LRS9056EI = 12 pieces Z LRS10056EI = 16 pieces Z LRS12056EI = 16 pieces	60	Z LRS 60 56 EI	NEW	
	80	Z LRS 80 56 EI			
	90	Z LRS 90 56 EI			
	100	Z LRS 100 56 EI			
	120	Z LRS 120 56 EI			
	 	Perforated baseboard with set of separation elements, natural oak carcase: d. 56 cm 1 perforated baseboard 2 long separation elements 4 short separation elements 1 drainer, stainless steel	60	Z LTS 60 56 EI	NEW
		80	Z LTS 80 56 EI		
		90	Z LTS 90 56 EI		
		100	Z LTS 100 56 EI		
		120	Z LTS 120 56 EI		
 	Perforated baseboard with rods natural oak carcase: d. 66 cm 1 set of rods without plates Planning: Number of rods Z LRS6066EI = 12 pieces Z LRS8066EI = 16 pieces Z LRS9066EI = 16 pieces Z LRS10066EI = 20 pieces	60	Z LRS 60 66 EI	NEW	
	80	Z LRS 80 66 EI			
	90	Z LRS 90 66 EI			
	100	Z LRS 100 66 EI			
	 	Perforated baseboard with set of separation elements, natural oak carcase: d. 66 cm 1 perforated baseboard 2 long separation elements 4 short separation elements 1 drainer, stainless steel	60	Z LTS 60 66 EI	NEW
		80	Z LTS 80 66 EI		
		90	Z LTS 90 66 EI		
		100	Z LTS 100 66 EI		

PULL-OUT EQUIPMENT



Natural oak Carcase depth 56 / 66 cm	Description	Width cm	Order details	
			Items	Hinged
	Set of china storage bowls height 17,2 cm, 4 pieces carcase: d. 56 cm 4 large bowls with lids in natural oak 1 support frame, natural oak	11,4	ZV 11 17 EI	NEW
	Set of china storage bowls height 12,5 cm, 4 pieces carcase: d. 56 cm 4 medium-sized bowls with lids in natural oak 1 support frame, natural oak	11,4	ZV 11 12 EI	NEW
	Wooden tray oak, base with anti-slip coating, white LxWxH: 56x30x5,5 cm for hooking in 60 cm wide pull-outs	60	Z TAB 60 EI	
	Bread crock, ceramic white multiplex wooden cover, oak LxWxH: 45x28x17,4 cm from carcase width 40 cm	28	Z BTK 28 45	

Carcase depth 35 / 46 / 56 / 66 cm	Description	Width cm	Order details	
			Items	Hinged
	Crosswise divider set for pull-out carcase: d. 46/56/66 cm 4 crosswise dividers agate grey	30	Z QT 30 AG	NEW
	Cross+lengthwise divider set for pull-out carcase: d. 35/46/56/66 cm 2 crosswise dividers agate grey 4 lengthwise dividers agate grey Planning: For IZBKD..56RE, IZBKD..56GL, IZBKD..56BC not possible.	40 45 50 60	Z QT 40 AG Z QT 45 AG Z QT 50 AG Z QT 60 AG	NEW
	Cross+lengthwise divider set for pull-out carcase: d. 35/46/56/66 cm 2 crosswise dividers agate grey 6 lengthwise dividers agate grey	80 90 100 120	Z QT 80 AG Z QT 90 AG Z QT 100 AG Z QT 120 AG	NEW





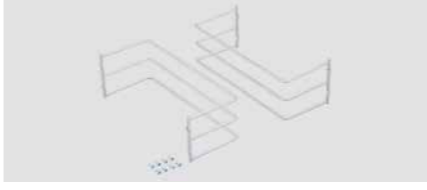


PULL-OUT EQUIPMENT

Carcase depth 46 / 56 / 66 cm	Description	Width cm	Order details	
			Items	Hinged
	Lid holder, agate grey Planning: Installation on the frames of the pull-out. Distance to the front can be varied. Lids can be stacked behind one another, also possible for large pan lids with ø 30 cm.	60 80 90 100 120	Z TH 60 AG Z TH 80 AG Z TH 90 AG Z TH 100 AG Z TH 120 AG	NEW
	Partition frame for pull-out can be used vertically and horizontally carcase: d. 46/56/66 cm WxHxD: 22x11x37 cm metal frame, carbon grey, magnetic on one side 1 adjustable partition wall, laminate carbon grey	22	Z URZ 22 CG	NEW
	Partition frame for pull-out can be used vertically and horizontally carcase: d. 46/56/66 cm WxHxD: 24x11x27 cm metal frame, carbon grey, magnetic on one side 1 adjustable partition wall, laminate carbon grey	24	Z URZ 24 CG	NEW
	Pantry box for storing fruit and vegetables carcase: d. 56 cm plastic box, white in pull-out 60 cm for hooking in with sliding glass cover external measurement: HxWxD 56x23,2x49,1 cm internal measurement: HxWxD 50,7x20,5x46 cm 1 plastic grid, removable 1 plastic insert with handle, removable WxHxD: 24,2x12x24,2 cm height with handle: 18,1 cm Planning: Can be planned for pull-outs from front height of 32,1 cm, not possible for internal pull-outs.	60	Z PB 60 56	
	Plate rack set 2 plate racks anthracite coloured individually adjustable for plate diameter 18-32 cm L: 25-40 cm, W: 17 cm, H: 17 cm		Z TH	
	Accessory set h. 21,2 cm for cooking utensils for 30 cm wide pull-out larder base unit 2 boxes 1 L, 2 boxes 2 L 2 lids to fit 1 L and 2 L boxes 1 box 2,1 L, 2 small dividers 1 anti-slip mat Planning: Box dimensions (HxWxD) box 1 L (9,5x11,5x15 cm) / box 2 L (19,5x11,5x15 cm) box 2,1 L (9,5x11,5x30 cm) with lid, +1,7 cm in height.	30	Z AS KU	NEW

DRAWER/PULL-OUT EQUIPMENT

Carcase depth 35 / 46 / 56 / 66 cm	Description	Width cm	Order details	
			Items	Hinged
	Anti-slip mat for drawers and pull-outs for carcase depth 35 cm laminate carbon grey	21,1	Z EM 30 35 CG	NEW
		31,1	Z EM 40 35 CG	
		36,1	Z EM 45 35 CG	
		41,1	Z EM 50 35 CG	
		51,1	Z EM 60 35 CG	
		71,1	Z EM 80 35 CG	
		81,1	Z EM 90 35 CG	
		91,1	Z EM 100 35 CG	
		111,1	Z EM 120 35 CG	
			Anti-slip mat for internal/drawers + internal/pull-outs for carcase depth 46 cm laminate carbon grey	21,1
31,1	Z EM 40 46 CG			
36,1	Z EM 45 46 CG			
41,1	Z EM 50 46 CG			
51,1	Z EM 60 46 CG			
71,1	Z EM 80 46 CG			
81,1	Z EM 90 46 CG			
91,1	Z EM 100 46 CG			
	Anti-slip mat for internal/drawers + internal/pull-outs for carcase depth 56 cm laminate carbon grey	21,1	Z EM 30 56 CG	NEW
		31,1	Z EM 40 56 CG	
		36,1	Z EM 45 56 CG	
		41,1	Z EM 50 56 CG	
		51,1	Z EM 60 56 CG	
		71,1	Z EM 80 56 CG	
		81,1	Z EM 90 56 CG	
		91,1	Z EM 100 56 CG	
	Anti-slip mat for internal/drawers and pull-outs for carcase depth 66 cm laminate carbon grey	21,1	Z EM 30 66 CG	NEW
		31,1	Z EM 40 66 CG	
		36,1	Z EM 45 66 CG	
		41,1	Z EM 50 66 CG	
		51,1	Z EM 60 66 CG	
		71,1	Z EM 80 66 CG	
		81,1	Z EM 90 66 CG	
		91,1	Z EM 100 66 CG	
	Anti-slip mat for int. drawers and internal pull-outs with spacer strip for carcase depth 56 cm laminate carbon grey	38,6	Z EM D 50 56 CG	NEW
		48,6	Z EM D 60 56 CG	

ACCESSORIES








	Description	Width cm	Order details	
			Items	Hinged
	Metal protection shield for base unit for sink carcase: d. 56 cm light metal plate, at side and back with raised edge angled down at front to cover bottom edge Planning: Installation at the factory or on site. No width and depth reduction possible at factory.	45	Z SB1 45	
		50	Z SB1 50	
	Metal protection shield for 2-door base unit for sink carcase: d. 56 cm light metal plate, at side and back with raised edge angled down at front to cover bottom edge	80	Z SB1 80	
		90	Z SB1 90	
		100	Z SB1 100	
		120	Z SB1 120	
	Towel holder knob, round, retracting, 4 pcs knob ø 1,95 cm, h. 2 cm, laminate stainless steel col. knob projects by 0,7 cm when extended hook can be retracted by turning the knob hole diameter ø 1,2 cm drilling depth at least 1,8 cm Planning: Installation on site.		Z HH KV 4	
	Towel rail 1 tube 2 supports 2 end caps Planning: Mounted on carcase sides, recess back panels. Tube can be shortened.	60	Z HRS 60	
		120	Z HRS 120	
	Portable bottle rack agate grey, for 8 bottles WxHxD: 20x31x41 cm Planning: For 30 cm wide pull-out.		Z FLK	
	Baking sheet holder HxWxD: 12,5x14x36 cm 2 shaped wire parts, chrome-plated 3 tiers for storing baking sheets, f. unit widths 50, 60 cm Planning: Installation on site. Installation in base units and tall units.		Z BH	
	Spice rack for 12 spice cont. agate grey WxHxD: 20x43x6,5 cm without spice containers, for wall unit width 30/40 cm	20	Z GO 12	
	Spice rack for 24 spice cont. agate grey WxHxD: 38x43x6,5 cm without spice containers, for wall unit width 45/50/60 cm	38	Z GO 24	





THE KITCHEN'S ELEGANT LOOK ON THE OUTSIDE places particular demands on organisation behind the fronts. And to continue the thread of perfect order where the eye doesn't always see, there's a modern, innovative solution for storing and keeping contents neat and tidy: the Flex Boxes.




THE PRACTICAL BOXES are precisely tailored to the size of the units, extremely versatile and flexible in use. Stackable and positioned wherever you choose, they hold even the smallest of things. At the same time, the spaces that are created between them provide a place for storing pots and pans. When it comes to organising and keeping things together, Flex Boxes do a great job in wall and tall units too.

FLEX-BOXES



Natural oak Carcase depth 35 / 46 / 56 / 66 cm	Description	Width cm	Order details	
			Items	Hinged
 FB1	Flex-Box 1, natural oak carcase: d. 56/66 cm LxWxH: 47,2x23,6x10,3 cm Planning: Suitable for pull-out units from carcase width 40 cm. Suitable for H.60..VEHM. Stackable to FB1.	47,2	FB 1	
 FB2	Flex-Box 2, natural oak carcase: d. 46/56/66 cm LxWxH: 33,6x23,6x10,3 cm Planning: Suitable for pull-out units from carcase width 40 cm. Suitable for H.40..BAH, H.40..BAHM, H.40..VEHM, H.50..VEHM. Stackable to FB1 and FB2.	33,6	FB 2	
 FB3	Flex-Box 3, natural oak carcase: d. 35/46/56/66 cm LxWxH: 23,6x23,6x10,3 cm Planning: Suitable for pull-out units from carcase width 40 cm and wall units with shelves. Suitable for H.30..BAH, H.30..BAHM, H.30..VEHM. Stackable to FB1, FB2 and FB3.	23,6	FB 3	
 FB4	Flex-Box 4, natural oak carcase: d. 46/56/66 cm LxWxH: 29,9x11,8x10,3 cm Planning: Suitable for pull-out units from carcase width 30 cm. Suitable for H.40..BAH, H.40..BAHM.	29,9	FB 4	
 FB5	Flex-Box 5, natural oak carcase: d. 35/46/56/66 cm LxWxH: 23,6x23,6x5,3 cm Planning: Suitable for drawers from carcase width 40 cm and wall units with shelves. Stackable to FB1, FB2 and FB3.	23,6	FB 5	
 FB6	Flex-Box 6, natural oak carcase: d. 46/56/66 cm LxWxH: 30x11,8x5,3 cm Planning: Suitable for drawers from carcase width 30 cm and wall units with shelves. Stackable to FB4.	30	FB 6	
 FBFB 1	Flex-Box cutlery insert, natural oak carcase: d. 56 cm WxHxD: 30x5,3x47,2 cm Planning: Suitable for drawers from carcase width 40 cm. For combinations with Flex-Boxes.	30	FBFB 1	

FLEX-BOXES / FLEX-BOXES FOR DRAWERS




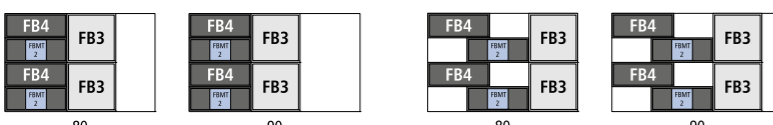

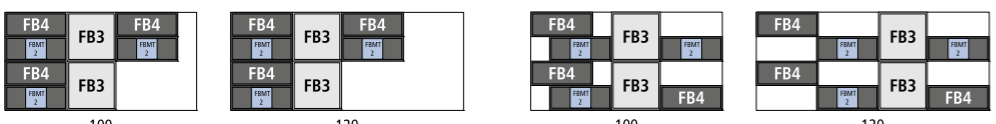

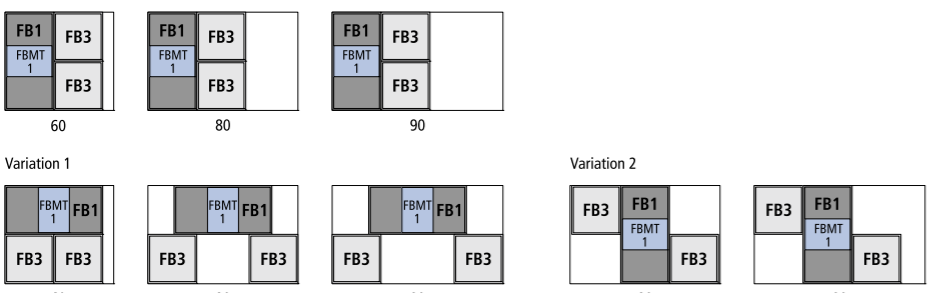
	Description	Width cm	Order details	
			Items	Hinged
Metal carbon grey 	Metal division for Flex-Boxes LxWxH: 22x15x8,9 cm metal, carbon grey Planning: Suitable for FB1, FB2 and FB3.		FBMT 1	
	Metal division for Flex-Boxes LxWxH: 10,2x10x8,9 cm metal, carbon grey Planning: Suitable for FB4.		FBMT 2	

	Description	Width cm	Order details	
			Artikel	Anschlag
Natural oak for drawers Carcase depth 56 cm 	Flex-Box set 4 for drawers natural oak carcase: d. 56 cm 4 Flex-Boxes FB6		FBS S4	
	Flex-Box set 6 for drawers natural oak carcase: d. 56 cm 4 Flex-Boxes FB6 2 Flex-Boxes FB5		FBS S6	
	Flex-Box set 8 for drawers natural oak carcase: d. 56 cm 6 Flex-Boxes FB6 2 Flex-Boxes FB5		FBS S8	


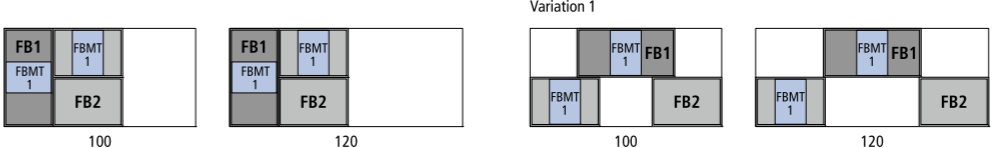

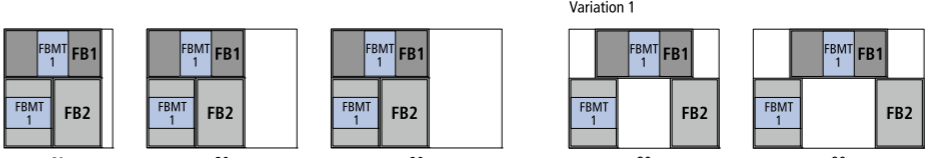

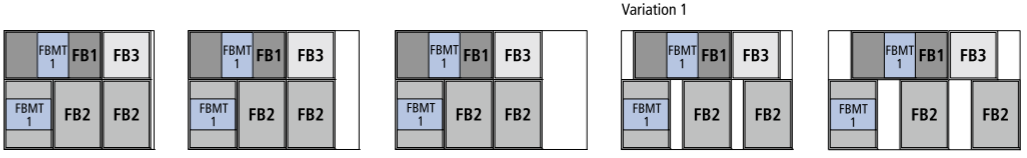

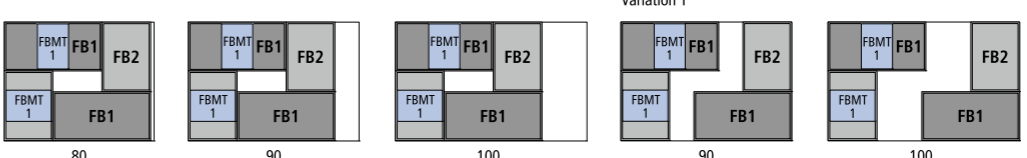
FLEX-BOXES FOR DRAWERS


	Description	Width cm	Order details	
			Items	Hinged
Natural oak for drawers Korpustiefe 56 cm 	Flex-Box set 5 for drawers natural oak carcase: d. 56 cm 1 Flex-Box cutlery insert FBB1 4 Flex-Boxes FB6		FBS S5	
	Flex-Box set 7 for drawers natural oak carcase: d. 56 cm 1 Flex-Box cutlery insert FBB1 4 Flex-Boxes FB6 2 Flex-Boxes FB5		FBS S7	

FLEX-BOXES FOR PULL-OUTS















Natural oak for pull-outs Carcase depth 56 cm	Description	Width cm	Order details	
			Items	Hinged
 	Flex-Box set 6 for pull-outs natural oak carcase: d. 56 cm 4 Flex-Boxes FB4 2 metal divisions FBMT2		FBZ S6	
 	Flex-Box set 8 for pull-outs natural oak carcase: d. 56 cm 4 Flex-Boxes FB4 2 metal divisions FBMT2 2 Flex-Boxes FB3		FBZ S8	
 	Flex-Box set 11 for pull-outs natural oak carcase: d. 56 cm 6 Flex-Boxes FB4 3 metal divisions FBMT2 2 Flex-Boxes FB3		FBZ S11	
 	Flex-Box set 4 for pull-outs natural oak carcase: d. 56 cm 1 Flex-Box FB1 1 metal division FBMT1 2 Flex-Boxes FB3		FBZ S4	

FLEX-BOXES FOR PULL-OUTS

Natural oak for pull-outs Carcase depth 56 / 66 cm	Description	Width cm	Order details	
			Items	Hinged
 	Flex-Box set 5 for pull-outs natural oak carcase: d. 56 cm 1 Flex-Box FB1 2 Flex-Boxes FB2 2 metal divisions FBMT1		FBZ S5	
 	Flex-Box set 5 for pull-outs natural oak carcase: d. 66 cm 1 Flex-Box FB1 2 Flex-Boxes FB2 2 metal divisions FBMT1		FBZ S5	
 	Flex-Box set 7 for pull-outs natural oak carcase: d. 66 cm 1 Flex-Box FB1 3 Flex-Boxes FB2 1 Flex-Box FB3 2 metal divisions FBMT1		FBZ S7	
 	Flex-Box set 6-2 for pull-outs natural oak carcase: d. 66 cm 2 Flex-Boxes FB1 2 Flex-Boxes FB2 2 metal divisions FBMT1		FBZ S6-2	



PANEL ACCESSORIES

Accessories Stainless steel coloured or Onyx black	Description	Width cm	Order details	
			Items	Hinged
	Holder for tablet computer stainless steel coloured WxHxD: 20x30,6x10,4 cm holder can also be placed on the worktop individual positioning of the tablet computer with separately supplied felt strips		PHT 20	
	Holder for tablet computer onyx black WxHxD: 20x30,6x10,4 cm holder can also be placed on the worktop individual positioning of the tablet computer with separately supplied felt strips		PHT 20 OS	
	Holder for kitchen roll stainless steel coloured WxHxD: 30x18,5x14,5 cm		PHKR 30	
	Holder for kitchen roll onyx black WxHxD: 30x18,5x14,5 cm		PHKR 30 OS	
	Hook rail with 6 hooks for cooking utensils stainless steel coloured WxHxD: 30x6,5x3,5 cm		PHL 30	
	Hook rail with 6 hooks for cooking utensils onyx black WxHxD: 30x6,5x3,5 cm		PHL 30 OS	
	Hook set stainless steel coloured 3 hooks WxHxD: 1,5x5,5x1,2 cm		PHS	
	Hook set onyx black 3 hooks WxHxD: 1,5x5,5x1,2 cm		PHS OS	
	Knife block for 6 knives stainless steel coloured natural oak WxHxD: 30x34x6,5 cm Planning: Cannot be planned in combination with Emotion LED recess lighting PLDENZP and recess height of 48,1 cm.		PMB 6 30 EI	
	Knife block for 6 knives onyx black natural oak WxHxD: 30x34x6,5 cm		PMB 6 30 EI OS	
	Magnetic knife block for 6 knives stainless steel coloured natural oak WxHxD: 30x12,5x4 cm		PMB 6 M 30 EI	
	Magnetic knife block for 6 knives onyx black natural oak WxHxD: 30x12,5x4 cm		PMB 6 M 30 EI OS	








EVERYTHING IN FAST, EASY REACH: with the midway recess system! Whether knives, fresh herbs or spice jars – cooking utensils are perfectly placed for wherever they're needed. The special holder for the tablet computer keeps both hand free when cooking from a recipe.

THE PANEL SYSTEM provides the answer to making intelligent use of redundant wall spaces. For a touch of freshness, there's the panel garden, a planter for herbs that simply hooks into the recess system's intermediate profile. Optional LED lighting helps to keep herbs fresh for longer – this is particularly recommended in darker parts of the kitchen. Controlled by a timer, the light provides 14 hours of illumination – the perfect solution for urban gardeners.


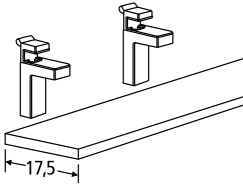
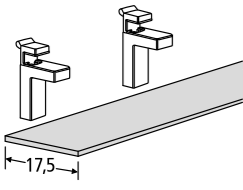

PANEL ACCESSORIES

Accessories Stainless steel coloured or Onyx black	Description	Width cm	Order details	
			Items	Hinged
	Magnetic holder for 15 spice containers natural oak WxHxD: 18,4x30,6x1,5 cm magnets for holding the spice containers 16 spice containers included		PHG 15 M 18 EI	NEW
	Magnetic holder for 15 spice containers stainless steel coloured WxHxD: 18,4x30,6x0,4 cm magnet panel in black for holding the spice containers 16 spice containers included		PHG 15 M 18	NEW
	Magnetic holder for 15 spice containers onyx black WxHxD: 18,4x30,6x0,4 cm magnet panel in black for holding the spice containers 16 spice containers included		PHG 15 M 18 OS	NEW
	Cup for cooking utensils stainless steel coloured WxHxD: 10x30x10 cm 1 china bowl, height 12,5 cm		PKK 10	
	Cup for cooking utensils onyx black WxHxD: 10x30x10 cm 1 china bowl, height 12,5 cm		PKK 10 OS	
	Storage shelf for vinegar/oil stainless steel coloured WxHxD: 20x30x10 cm		PAEO 20	
	Storage shelf for vinegar/oil onyx black WxHxD: 20x30x10 cm		PAEO 20 OS	
	Suspended shelf stainless steel coloured WxHxD: 60x18x10 cm shelf positioned 18 cm below the intermediate profile		PBA 60	
	Suspended shelf onyx black WxHxD: 60x18x10 cm shelf positioned 18 cm below the intermediate profile		PBA 60 OS	
	Level shelf stainless steel coloured WxHxD: 60x1x10 cm shelf positioned at height of the intermediate profile		PBG 60	
	Level shelf onyx black WxHxD: 60x1x10 cm shelf positioned at height of the intermediate profile		PBG 60 OS	

PANEL ACCESSORIES

Accessories Stainless steel coloured or Onyx black	Description	Width cm	Order details	
			Items	Hinged
	Set of china bowls, 6 pieces 4 small bowls, height 6 cm 2 large bowls, height 12,5 cm		CUPS -6	
	Panel garden without lighting stainless steel coloured WxHxD: 50x30,5x16,4 cm 1 panel garden container laminate onyx black WxHxD: 49x11,3x14,8 cm Info: This holder for plant pots simply hooks into recess system's intermediate profile. Although the plants need sufficient daylight, they can be provided with additional light from the LED recess lighting or the wall unit lighting.		PG 50	
	Panel garden without lighting onyx black WxHxD: 50x30,5x16,4 cm 1 panel garden container laminate onyx black WxHxD: 49x11,3x14,8 cm		PG 50 OS	
	Panel garden with lighting stainless steel coloured, 4,8W energy efficiency class A+ light col. temp. approx. 6000 K lumens: 325 lm 1 converter 230V/12V/15W integrated timer, 14 hours on, 10 hours off 0,1 m cable connection with LED plug 1,8 m connection cable LED jack/LED plug 2 m mains connection cable with Euro plug WxHxD: 50x44,2x16,4 cm 1 panel garden container, laminate onyx black WxHxD: 49x11,3x14,8 cm Planning: Cannot be planned in combination with Emotion LED recess lighting PLDENZP. Storage space for converter must be provided on site. Info: This holder for plant pots is hooked into recess system's intermediate profile by means of an additional component. A special LED light helps herbs to last longer – this makes particular sense in darker parts of the kitchen. The lighting is controlled by a timer that leaves the light on for 14 hours and then switches it off for 10 hours.		PGB 50	
	Panel garden with lighting onyx black, 4,8 W energy efficiency class A+ light col. temp. approx. 6000 K lumens: 325 lm 1 converter 230V/12V/15W integrated timer, 14 hours on, 10 hours off 0,1 m cable connection with Euro LED plug 1,8 m connection cable LED jack/LED plug 2 m mains connection cable with Euro plug WxHxD: 50x44,2x16,4 cm 1 panel garden container, laminate onyx black WxHxD: 49x11,3x14,8 cm		PGB 50 OS	

PANEL ACCESSORIES

Accessories	Description	Width cm	Order details	
			Items	Hinged
	Recess open shelf unit carcase: h. 30 cm, d. 14,5 cm width 60 cm 1 fixed shelf Planning: Measurements cannot be changed.	60	PNR 60	
	Support panel shelf 1,6 cm with 2 shelf supports PWBT length 25-60 cm, d. 17,5 cm	25 - 60	PWB 16 60 18	
	Support panel shelf 1,6 cm with 2 shelf supports PWBT length 60,1-120 cm, d. 17,5 cm	60,1 - 120	PWB 16 120 18	
	Support panel shelf 1,6 cm with 3 shelf supports PWBT length 120,1-180 cm, d. 17,5 cm	120,1 - 180	PWB 16 180 18	
	Glass shelf 0,8 cm, clear safety glass, w. 2 shelf supports PWBT length 60 cm, d. 17,5 cm	60	PGB 8 60 18	
	Glass shelf 0,8 cm, clear safety glass, w. 2 shelf supports PWBT length 90 cm, d. 17,5 cm	90	PGB 8 90 18	
	Glass shelf 0,8 cm, clear safety glass, w. 2 shelf supports PWBT length 120 cm, d. 17,5 cm	120	PGB 8 120 18	
	Shelf support for panel system thickn. 0,8-2,5 cm, depth 17,5 cm stainless steel coloured load 6 kg per shelf support	piece	PWBT	

Recess open shelf unit

Order detail: Open shelf unit colour | see overview of colours on page 36

	L1 - Satin lacquer	L7 - Matt velvet lacquer	
--	--------------------	--------------------------	--

Support panel shelf 1,6 cm

Order detail: Support panel colour | see overview of colours on page 36

K1 - Laminate Not available: K650 / K715/ K790	K5 - Laminate structure			
U1 - Design laminate	K6 - Laminate synchr. pore			
	K2 - Laminate high gloss			





ORGAWALL – ACCESSORIES

Accessories

Stainless steel coloured or Onyx black

Description	Width cm	Order details	
		Items	Hinged
 <p>OrgaWall holder for newspapers stainless steel coloured WxHxD: 49,5x20x16 cm</p>		OW HZ	
 <p>OrgaWall holder for newspapers onyx black WxHxD: 49,5x20x16 cm</p>		OW HZ OS	
 <p>Hook set stainless steel coloured 3 hooks WxHxD: 1,5x5,5x1,2 cm</p>		PHS	
 <p>Hook set onyx black 3 hooks WxHxD: 1,5x5,5x1,2 cm</p>		PHS OS	
 <p>OrgaWall level shelf stainless steel coloured WxHxD: 49,5x3,5x17 cm</p>		OW BG 50	
 <p>OrgaWall level shelf onyx black WxHxD: 49,5x3,5x17 cm</p>		OW BG 50 OS	
 <p>OrgaWall picture frame/whiteboard stainless steel coloured WxHxD: 30x36,9x1 cm</p> <p>Planning: Cannot be planned in combination with Emotion LED recess lighting PLDENZP.</p>	☀	OW BW 30	
 <p>OrgaWall picture frame/whiteboard onyx black WxHxD: 30x36,9x1 cm</p>	☀	OW BW 30 OS	
 <p>OrgaWall cable box with lid, mottled anthracite moulded nonwoven WxHxD: 24,7x11,5x16 cm with cutout at rear, WxH: 17,5x6,8 cm 1 lid, WxHxD: 24,7x0,8x16 cm with cutout at rear, WxD: 6x2 cm</p>		OW KB D FV	
 <p>OrgaWall inductive charging station lid mottled anthracite moulded nonwoven wireless charging of mobile phones, 1 inductive charging coil, output voltage 5V 600mA WxHxD: 24,7x11,7x16 cm 2 m connection cable LED plug 1 LED converter 230V/12V/15W HxWxL: 1,6x4,5x13 cm 3 LED jacks 0,3 m mains connection cable with Euro plug</p> <p>Planning: Can be upgraded with an additional OWILS inductive charging coil.</p>	☀	OW IL FV	



ORGANISED DOWN TO EVERY LAST DETAIL. Where to put the key, tablet computer or newspaper? The OrgaWall turns the kitchen into a workstation, the centre of life!

INTEGRATED ON THE SIDE PANEL WHILE ALSO SAVING SPACE, the system makes perfect use of clear carcass surfaces. The delicate-looking panel profiles are easily fitted with a variety of organisational elements, such as key rack, tablet computer or newspaper holder, helping to keep everyday items neatly in their place. In conjunction with cable box and inductive charging station, it also provides space-saving storage for digital terminal devices while also functioning as an integrated charging point for smartphone, iPad etc.

ORGAWALL – ACCESSORIES

Accessories Stainless steel coloured or Onyx black	Description	Width cm	Order details	
			Items	Hinged
	<p>OrgaWall inductive charging coil black, additional requirement wireless charging of mobile phones, output voltage 5V 600mA ø 7,2 cm, depth 1,1 cm 2 m connection cable LED plug</p> <p>Planning: For second recharging capability with OWILFV.</p>		OW ILS	
	<p>OrgaWall accessory set 9 stainless steel coloured 1 holder for tablet computer 1 holder for newspapers 1 hook rail with 6 hooks 1 hook set 1 picture frame/whiteboard 1 inductive charging station</p>		OW A SET	
	<p>OrgaWall accessory set onyx black 1 holder for tablet computer 1 holder for newspapers 1 hook rail with 6 hooks 1 hook set 1 picture frame/whiteboard 1 inductive charging station</p>		OW A SET OS	

ORGAWALL – ACCESSORIES

Accessories Stainless steel coloured or Onyx black	Description	Width cm	Order details	
			Items	Hinged
	<p>OrgaWall accessory set 2 stainless steel coloured 1 holder for newspapers 1 hook rail with 6 hooks 1 hook set 1 level shelf 1 picture frame/whiteboard</p>		OW A SET 2	NEW
	<p>OrgaWall accessory set 2 onyx black 1 holder for newspapers 1 hook rail with 6 hooks 1 hook set 1 level shelf 1 picture frame/whiteboard</p>		OW A SET 2 OS	NEW

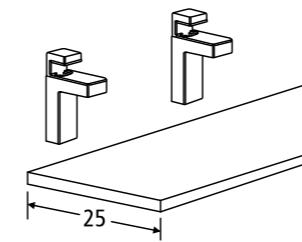


SHELVES NOT ONLY CREATE STORAGE SPACE, they also add an attractive design feature to the kitchen – a lovely alternative to wall units!

THE SHELVES provide the perfect setting for decorative elements and create attractive storage space. Elliptically rounded and available in a variety of colours, the designer-style shelves are an appealing option and give the kitchen a look of individuality.

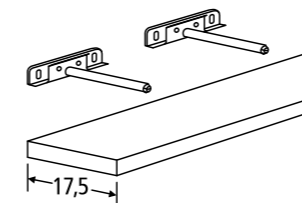
SUPPORT PANEL SHELVES

Support panel shelf 1,6 cm with shelf supports ZBT-10
Length 25 to 260 cm / Depth 25 cm



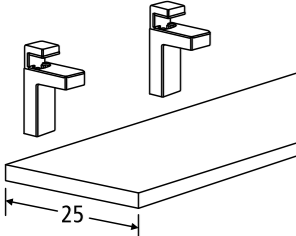
Description	Width cm	Order details	
		Items	Hinged
Support panel shelf 1,6 cm with 2 shelf supports ZBT-10 length 25-60 cm, d. 25 cm load capacity 12 kg	piece 25 - 60	WB 16 60 25	
Support panel shelf 1,6 cm with 2 shelf supports ZBT-10 length 60,1-120 cm, d. 25 cm load capacity 12 kg	piece 60,1 - 120	WB 16 120 25	
Support panel shelf 1,6 cm with 3 shelf supports ZBT-10 length 120,1-180 cm, d. 25 cm load capacity 18 kg	piece 120,1 - 180	WB 16 180 25	
Support panel shelf 1,6 cm with 4 shelf supports ZBT-10 length 180,1-260 cm, d. 25 cm load capacity 24 kg	piece 180,1 - 260	WB 16 260 25	

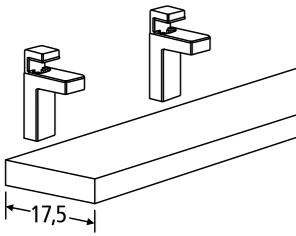
Supp. panel shelves 2,5 cm w. shelf supp. ZSB/ZSB2
Length 25 to 260 cm / Depth 17,5/25 cm

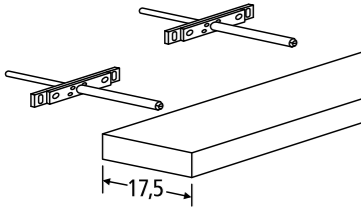


Description	Width cm	Order details	
		Items	Hinged
Support panel shelf 2,5 cm with 2 concealed shelf supports ZSB length 25-60 cm, d. 17,5 cm load capacity 12 kg	piece 25 - 60	WB 25 60 17 -S	
Support panel shelf 2,5 cm with 3 concealed shelf supports ZSB length 60,1-120 cm, d. 17,5 cm load capacity 12 kg	piece 60,1 - 120	WB 25 120 17 -S	
Support panel shelf 2,5 cm with 4 concealed shelf supports ZSB length 120,1-180 cm, d. 17,5 cm load capacity 18 kg	piece 120,1 - 180	WB 25 180 17 -S	
Support panel shelf 2,5 cm with 5 concealed shelf supports ZSB length 180,1-260 cm, d. 17,5 cm load capacity 24 kg	piece 180,1 - 260	WB 25 260 17 -S	
Support panel shelf 2,5 cm with 2 concealed shelf supports ZSB2 length 25-60 cm, d. 25 cm load capacity 12 kg Planning: Shelf fixing not suitable for gypsum, fibre reinforced plasterboards and cavity walls.	piece 25 - 60	WB 25 60 25 -S	
Support panel shelf 2,5 cm with 2 concealed shelf supports ZSB2 length 60,1-120 cm, d. 25 cm load capacity 12 kg	piece 60,1 - 120	WB 25 120 25 -S	
Support panel shelf 2,5 cm with 3 concealed shelf supports ZSB2 length 120,1-180 cm, d. 25 cm load capacity 18 kg	piece 120,1 - 180	WB 25 180 25 -S	
Support panel shelf 2,5 cm with 4 concealed shelf supports ZSB2 length 180,1-260 cm, d. 25 cm load capacity 24 kg	piece 180,1 - 260	WB 25 260 25 -S	

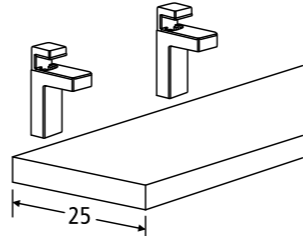
SUPPORT PANEL SHELVES

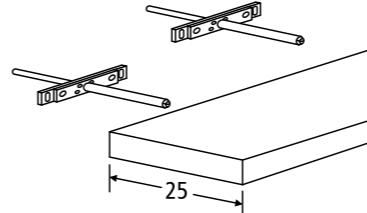
Support panel shelves 2,5 cm ith shelf supp. ZBT-10 Length 25 to 260 cm / Depth 25 cm	Description	Width cm	Order details	
			Items	Hinged
	Support panel shelf 2,5 cm with 2 shelf supports ZBT-10 length 25-60 cm, d. 25 cm load capacity 12 kg	25 - 60	WB 25 60 25	
	Support panel shelf 2,5 cm with 2 shelf supports ZBT-10 length 60,1-120 cm, d. 25 cm load capacity 12 kg	60,1 - 120	WB 25 120 25	
	Support panel shelf 2,5 cm with 3 shelf supports ZBT-10 length 120,1-180 cm, d. 25 cm load capacity 18 kg	120,1 - 180	WB 25 180 25	
	Support panel shelf 2,5 cm with 4 shelf supports ZBT-10 length 180,1-260 cm, d. 25 cm load capacity 24 kg	180,1 - 260	WB 25 260 25	

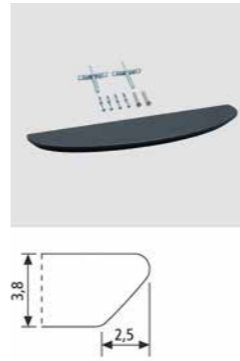
Supp. panel shelves 6 cm w. shelf supp. ZBT-10/ZSB2 Length 25 to 260 cm / Depth 17,5 cm	Description	Width cm	Order details	
			Items	Hinged
	Support panel shelf 6 cm with 2 shelf supports ZBT-10 length 25-60 cm, d. 17,5 cm load capacity 12 kg	25 - 60	WB 60 60 18	
	Support panel shelf 6 cm with 2 shelf supports ZBT-10 length 60,1-120 cm, d. 17,5 cm load capacity 12 kg	60,1 - 120	WB 60 120 18	
	Support panel shelf 6 cm with 3 shelf supports ZBT-10 length 120,1-180 cm, d. 17,5 cm load capacity 18 kg	120,1 - 180	WB 60 180 18	
	Support panel shelf 6 cm with 4 shelf supports ZBT-10 length 180,1-260 cm, d. 17,5 cm load capacity 24 kg	180,1 - 260	WB 60 260 18	

	Support panel shelf 6 cm with 2 concealed shelf supports ZSB2 length 25-60 cm, d. 17,5 cm load capacity 12 kg Planning: Shelf fixing not suitable for gypsum, fibre reinforced plasterboards and cavity walls.	25 - 60	WB 60 60 17 -S	
	Support panel shelf 6 cm with 2 concealed shelf supports ZSB2 length 60,1-120 cm, d. 17,5 cm load capacity 12 kg	60,1 - 120	WB 60 120 17 -S	
	Support panel shelf 6 cm with 3 concealed shelf supports ZSB2 length 120,1-180 cm, d. 17,5 cm load capacity 18 kg	120,1 - 180	WB 60 180 17 -S	
	Support panel shelf 6 cm with 4 concealed shelf supports ZSB2 length 180,1-260 cm, d. 17,5 cm load capacity 24 kg	180,1 - 260	WB 60 260 17 -S	


















































































































SUPPORT PANEL SHELVES

Supp. panel shelves 6 cm w. shelf supp. ZBT-10/ZSB2 Length 25 to 260 cm / Depth 25 cm	Description	Width cm	Order details	
			Items	Hinged
	Support panel shelf 6 cm with 2 shelf supports ZBT-10 length 25-60 cm, d. 25 cm load capacity 12 kg	25 - 60	WB 60 60 25	
	Support panel shelf 6 cm with 2 shelf supports ZBT-10 length 60,1-120 cm, d. 25 cm load capacity 12 kg	60,1 - 120	WB 60 120 25	
	Support panel shelf 6 cm with 3 shelf supports ZBT-10 length 120,1-180 cm, d. 25 cm load capacity 18 kg	120,1 - 180	WB 60 180 25	
	Support panel shelf 6 cm with 4 shelf supports ZBT-10 length 180,1-260 cm, d. 25 cm load capacity 24 kg	180,1 - 260	WB 60 260 25	

	Support panel shelf 6 cm with 2 concealed shelf supports ZSB2 length 25-60 cm, d. 25 cm load capacity 12 kg Planning: Shelf fixing not suitable for gypsum, fibre reinforced plasterboards and cavity walls.	25 - 60	WB 60 60 25 -S	
	Support panel shelf 6 cm with 2 concealed shelf supports ZSB2 length 60,1-120 cm, d. 25 cm load capacity 12 kg	60,1 - 120	WB 60 120 25 -S	
	Support panel shelf 6 cm with 3 concealed shelf supports ZSB2 length 120,1-180 cm, d. 25 cm load capacity 18 kg	120,1 - 180	WB 60 180 25 -S	
	Support panel shelf 6 cm with 4 concealed shelf supports ZSB2 length 180,1-260 cm, d. 25 cm load capacity 24 kg	180,1 - 260	WB 60 260 25 -S	

Design shelf 3,8 cm	Description	Width cm	Order details	
			Items	Hinged
	Design shelf, 3,8 cm ellipse with 2 concealed shelf supports ZSB2 length 45 cm, depth 17,5 cm load capacity 12 kg Planning: Shelf fixing not suitable for gypsum, fibre reinforced plasterboards and cavity walls.	45	GBE 38 45 17	
	Design shelf, 3,8 cm ellipse with 2 concealed shelf supports ZSB2 length 60 cm, depth 19,5 cm load capacity 12 kg	60	GBE 38 60 19	
	Design shelf, 3,8 cm ellipse with 2 concealed shelf supports ZSB2 length 90 cm, depth 21,5 cm load capacity 12 kg	90	GBE 38 90 21	
	Order detail: Shelf colour see overview of colours on page 36			
	L1 - Satin lacquer	L7 - Matt velvet lacquer		

ORDER DETAILS SUPPORT PANEL COLOUR

K1 – Laminate	 K090 Crystal white	 K210 Sand grey	
	 K100S White	 K275 Agate grey	
	 K120 Crystal grey	 K505 Natural knotty oak effect	
	 K135S Magnolia	 K810 Castell beech effect	
	 K185 Onyx black	 K855 Norway maple effect	
	 K190 Lava black		
U1 – Design laminate	 K014 Oak Havana brown effect	 K069 Urban wood effect	
	 K021 Limed Montana spruce effect	 K085 Oxide graphite	
	 K023 Concrete quartz grey effect	 K087 Ceramic steel grey effect	
	 K025 Concrete white grey effect	 K088 Ceramic terra effect	
	 K026 Stromboli grey	 K530 Marble Avorio effect	
	 K027 Cristallo beige effect	 K540 Marble Scuro effect	
	 K028 Concrete anthracite effect	 K585 Steel dark effect	
	 K030 Chalet oak effect	 K590 Steel bronze effect	
	 K032 Natural wild oak effect	 K615 Silver larch effect	
	 K041 Arizona pine effect	 K845 Spruce chalet effect	
	 K053 Marble bianco effect		
	K5 – Laminate structure	 K799 Flamed oak black effect	 K883 Textured spruce onyx black effect
	K6 – Laminate synchronised pore	 K653 Old oak provence syn. pore effect	 K793 Old oak barrique syn. pore effect
		 K718 Silver oak synchronised pore effect	 K798 Oak heartwood cognac syn. pore effect
P6 – Matt lacquer laminate <small>(Not available: support panel shelves 2,5/6 cm)</small>	 P247 Stainless steel metallic ground effect	 P252 Titanium metallic ground effect	
K2 – Laminate high gloss	 K091 Crystal white high gloss	 K191 Lava black high gloss	
	 K111G Brilliant white high gloss	 K211 Sand grey high gloss	
	 K121 Crystal grey high gloss	 K276 Agate grey high gloss	
	 K136 Magnolia high gloss		
L5 – UV high gloss lacquer	 L091U Crystal white high gloss	 L191U Lava black high gloss	
	 L111U Brilliant white high gloss	 L211U Sand grey high gloss	
	 L121U Crystal grey high gloss	 L276U Agate grey high gloss	
	 L136U Magnolia high gloss		
L4 – High gloss lacquer <small>(Not available: support panel shelves 6 cm)</small>	 L091 Crystal white high gloss	 L191 Lava black high gloss	
	 L111G Brilliant white high gloss	 L211 Sand grey high gloss	
	 L121 Crystal grey high gloss	 L276 Agate grey high gloss	
	 L136G Magnolia high gloss		
L6 – UV matt lacquer	 L092U Crystal white matt AFP	 L137U Magnolia matt AFP	
	 L102U White matt AFP	 L187U Onyx black matt AFP	
	 L122U Crystal grey matt AFP	 L277U Agate grey matt AFP	
L7 – Matt velvet lacquer	 L092M Crystal white matt velvet	 L212M Sand grey matt velvet	
	 L102M White matt velvet	 L222M Terracotta red matt velvet	
	 L122M Crystal grey matt velvet	 L262M Terra grey matt velvet	
	 L137M Magnolia matt velvet	 L272M Havanna brown matt velvet AFP	
	 L187M Onyx black matt velvet AFP	 L277M Agate grey matt velvet	
	 L192M Lava black matt velvet AFP	 L282M Aqua blue matt velvet	
			
L1 – Satin lacquer	 L090 Crystal white satin	 L275 Agate grey satin	
	 L100S White satin	 L280 Aqua blue satin	
	 L120 Crystal grey satin	 L285S Anthracite satin	
	 L135S Magnolia satin	 L330 Pastel yellow satin	
	 L150S Cream vanilla satin	 L360 Blue grey satin	
	 L190 Lava black satin	 L365 Glacier blue satin	
	 L210 Sand grey satin	 L385 Pastel rosé satin	
	 L215 Pastel green satin	 L445 Truffle brown satin	
	 L220 Terracotta red satin	 L455 Curry satin	
	 L225 Sunny yellow satin	 L460 Sage green satin	
	 L230 Fiery red satin	 L485 Moss green satin	
	 L235 Stone grey satin		
	L2 – Pore reproduction silk gloss lacquer	 L093 Crystal white silk gloss	 L213 Sand grey silk gloss
		 L103 White silk gloss	 L278 Agate grey silk gloss
		 L138 Magnolia silk gloss	 L363 Blue grey silk gloss
		 L193 Lava black silk gloss	 L463 Sage green silk gloss
	F1 – Veneer	 F728 Light knotty oak bianco, brushed	 F734 Natural knotty oak, brushed


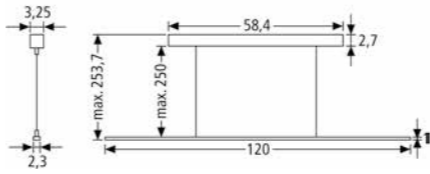

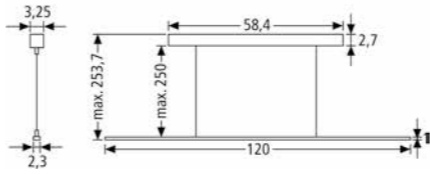

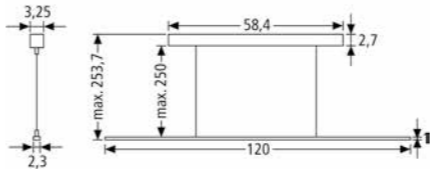

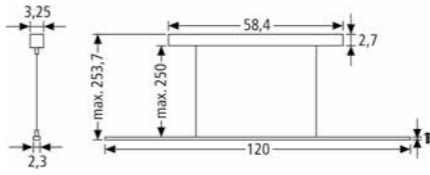







TECHNICALLY PERFECTED THROUGHOUT, the kitchen becomes the favourite place to be. Slender, dimmable LED pendant lights give the kitchen a touch that speaks to the emotions. Infinitely adjustable in height, they provide trusty service over both cooking island and dining table.

A STYLISH WAY of giving the kitchen an inviting feel that's oozing with atmosphere. Benefiting from intelligent control, the Emotion LED light's colour temperature can be infinitely varied from warm white to neutral white – matching it up to suit any situation.

TECHNICAL EQUIPMENT

Emotion LED lights	Description	Width cm	Order details	
			Items	Hinged
 	LED pendant light brightness adjustable energy efficiency class A+ light col. temp.: 2700K to 4000K lumens: 2300 lm pendant light in stainless steel coloured, infinitely height-adjustable with integrated converter, radio switch for adjusting light colour and brightness LED 230V/22W HxWxD: 20-250x120x2,3 cm 1 radio transmitter, 4 channels Planning: Connection for 230 V continuous current to be provided in ceiling on site. Light switch not essential. The pendant light can be synchronised with other Emotion LED lights using Emotion LED upgrade set ZLDEF60SET.	120	LLE PD 120	
 	LED pendant light brightness adjustable energy efficiency class A+ lumens: 3100 lm LED 230V/30W HxWxD: 20-250x160x2,3 cm 1 radio transmitter, 4 channels	160	LLE PD 160	
 	LED pendant light brightness adjustable energy efficiency class A+ light col. temp.: 2700K to 4000K lumens: 2300 lm pendant light in onyx black, infinitely height-adjustable with integrated converter, radio switch for adjusting light colour and brightness LED 230V/22W HxWxD: 20-250x120x2,3 cm 1 radio transmitter, 4 channels Planning: Connection for 230 V continuous current to be provided in ceiling on site. Light switch not essential. The pendant light can be synchronised with other Emotion LED lights using Emotion LED upgrade set ZLDEF60SET.	120	LLE PD 120 OS	
 	LED pendant light brightness adjustable energy efficiency class A+ lumens: 3100 lm LED 230V/30W HxWxD: 20-250x160x2,3 cm 1 radio transmitter, 4 channels	160	LLE PD 160 OS	
	Emotion LED starter set for adjust. LED lights 2700K to 4000K 1 radio switch with 9-way distributor for adjusting light colour and brightness 1 radio transmitter, 6 channels 1 converter 230V/12V/60W 2 m mains connection cable with Euro plug Planning: Up to 6 channels can be individually controlled. Up to 30 converters can be programmed per channel. An additional ZLDEF60SET upgrade set is required for channels 2-6.		Z LDE S 60 SET	
	Emotion LED upgrade set, converter for radio receiver set 230V/12V/60W LED lights 2700K to 4000K 1 radio switch with 9-way distributor for adjusting light colour and brightness 1 converter 230V/12V/60W 2 m mains connection cable with Euro plug Planning: Control system can be synchronized via starter set ZLDES60SET.		Z LDE F 60 SET	
	LED extension cable 1,8 m cable LED jack/plug	180	Z LDVK -1	



In times of open-plan living, it is all the more important for everything to harmonise. This is why we have extended our collection of classic kitchens. For example, the kitchen elements can also be used to configure hallway units, sideboards and even entire open shelf units and living-room storage units. Matching tables and benches complement the look. This makes the cooking-living-dining area an all-embracing part of the home.



A display cabinet with framed glass fronts in stainless steel coloured or onyx black, exactly to personal taste: with glass inserts in distinctive diamond, fine linear or elegant honeycomb structure.



The hallway unit can be designed in both looks and functionality to suit personal demands and expectations.



Sliding-door elements conjure a homely character. For instance, they can create interesting perspectives in the island.





A free-standing glass display cabinet with stunning illumination not only makes a statement but also provides a stage for collectors' items and grandma's best crockery.



For planning kitchens with an individual touch, there's the aluminium FRAME RACK open shelf unit in stainless steel coloured and onyx black.



Materiality plays a defining part in designing living spaces. Anyone liking a natural look will play with elements in solid oak, e.g. cross inserts, small drawers or pull-outs in box look.



The FRAME RACK open shelf unit is extremely versatile: whether wall-mounted, standing on the floor, integrated in the island or suspended from the ceiling.





**EASY &
CLEAN**



**MORE
SPACE**

Where to put it? We have the answer: space-saving, organised and always in easy reach – for things you need every day but don't necessarily always want on show. We have versatile solutions that provide the space for keeping everything a household needs.

From the tall open shelf unit for bottle crates and tall installation unit to the broom cupboard – nothing has been forgotten, there's a home for everything – even in a confined space. With optimised storage solutions.



PERFECT CLEANING

Perfect for washing and drying your laundry – e.g. raised appliances and pullouts that make your life easier. Everything fitted to save space and planned to optimise workflows. The result: an intelligently planned utility room for many different work activities.

A row of units for narrow spaces. Tall units providing lots of storage space and pull-outs for everything that's needed to do the washing. Plus a tall laundry-sorting unit with sorting slots and laundry baskets behind them: the perfect utility room. A special tall unit is provided for ironing board, vacuum cleaner and brooms. Dishwashing, waste disposal and much more, all this can be done with the sink base unit.



