

MOMENTS OF WELLNESS

nolte[®]
SPA



CONTENTS

Bathroom ideas

ARTLINE Stripe wood crema	28 – 29
ARTWOOD Natural bough oak	46 – 47
ARTWOOD Oak ventura	8 – 11
FRAME LACK Black green soft mat	48 – 49
LUX High-gloss white	36 – 39
MANHATTAN Chalet oak	30 – 31
MANHATTAN White	44 – 45
NOVA LACK High-gloss graphite	50 – 53
NOVA LACK High-gloss white	32 – 35
PLUS Graphite soft mat	20 – 21
SIGMA LACK White soft mat	12 – 15
SOFT LACK Black green soft mat	40 – 41
SOFT LACK Black soft mat	16 – 19
SOFT LACK Platinum grey soft mat	54 – 55
STONE Concrete	22 – 25
VELLUTO Graphite mat	26 – 27
VELLUTO Lava mat	42 – 43

For any space and any budget.	
What's your style	4 – 7
The details make the difference	56 – 57
The Nolte SPA collection	58 – 65
Sustainability	66 – 67



Discover a wide range of bathrooms, kitchens and product variations in a 360° virtual tour at our showroom in Löhne, spanning over 7.000 square meters.



For over 60 years, the Nolte name has been synonymous with high-quality furniture made in Germany. The youngest member now entering the family is Nolte SPA – exquisitely designed and manufactured in top quality at Nolte Küchen, Germany's favourite kitchen brand.

Here, above all, it's the details that make the difference: from attractive decors also on the inside of cabinets to MatrixArt, the handleless bathroom.

On the following pages you will find all sorts of ideas for your new bathroom: get ready to be inspired!

RÜDIGER SCHLIEKMANN
MANFRED WIPPERMANN
HEIKO MAIBACH
Managing Directors





FOR ANY SPACE AND ANY BUDGET. WHAT'S YOUR STYLE?

High-end bathroom furniture and great design – to many, this immediately conjure images of the luxury bathroom in a spacious urban villa. But even in the smallest of bathrooms – the guest toilet – you can create a new atmosphere in hardly any time at all. Design family bathrooms that leave you wanting for nothing and pamper the soul with every day that passes. There's the right solution for virtually any space. Try it out for yourself.



- 1 - Modern genuine lacquer fronts from the SOFT LACK range - available in a total of 18 colours. Here you can see the deep blue soft mat version with an integrated hand basin.
- 2 - We also have a plethora of decors for lovers of warm wood hues - exemplified here by MANHATTAN in natural oak noble mat!
- 3 - Like a single piece: With its concrete look, STONE presents itself as a compact solution, particularly suitable for small rooms.





- 4 - A classic combination: The LUX range in high-gloss white with an integrated hand basin and gleaming chrome elements.
- 5 - High-quality genuine lacquer fronts: NOVA LACK as a handleless bathroom combination in a high-gloss platinum grey hue!
- 6 - For lovers of unique style: ARTLINE in the trend decor stripe wood choco.


Bathroom components used:
Front ARTWOOD 22V – Oak ventura · MatrixArt handle recess profile black with Emotion lighting ·
Carcase in graphite (GTD) · 25 mm washstand top in oak ventura (E44) · Mirror with Emotion lighting



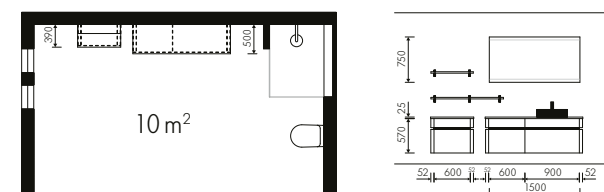
Bathroom idea **ARTWOOD**

WHEN NATURAL MEETS MODERN

This bathroom idea is brought alive from the interplay between the ARTWOOD rustic wood decor in oak ventura and elements in black, like washstand and tap. The illuminated MatrixArt recessed handle profile makes a subtle yet clear statement that expresses practical, modern design. All in all, this is a bathroom that invites you to stay and while away time.



- 1 - Featured as standard with Nolte SPA: drawers below washbasins come with a cosmetics organiser with integrated U-bend cut-out.
- 2 - Wall clip-on shelves in matching decor provide additional storage and display surfaces.
- 3 - The illuminated MatrixArt recessed handle profile and matching side cladding provide a consistent look.



Bathroom components featured:

Front SIGMA LACK D01 – genuine lacquer in white soft mat with integrated handle trim ·
Carcase in white (PVD) · 12 mm washstand top in marble grey (Z23) · Mirror with Emotion lighting





1

- 1 - The SIGMA LACK front has an integrated handle trim.
- 2 - You can display your favourite pieces on the wall clip-on shelves.
- 3 - The colour temperature of the wall mirror is easily changed by remote control.
- 4 - Two wash basins provide ample space.



Bathroom idea **SIGMA LACK**

ELEGANCE MEETS PERIOD CHARM

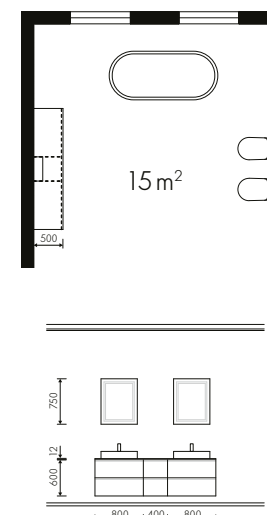
The white front with integrated handle trim makes a discreet entrance, leaving the centre stage to the washbasin in grey marble look. The clean-cut contours and mellow surfaces of SIGMA LACK give the room a contemporary, understated feel. Practical wall clip-on shelves add to storage space. Yet deliberately staged, they also double up as decoration.



2



3



4

Bathroom idea **SOFT LACK**

Bathroom components featured:
Front SOFT LACK 76Z – genuine lacquer in black soft mat · Handle combination black (G847) · Carcase in quartz grey (QGD) with visible sides in black soft mat (LMZ) · 25 mm washstand top in castell oak (E40) · Mirror cabinet with Emotion lighting





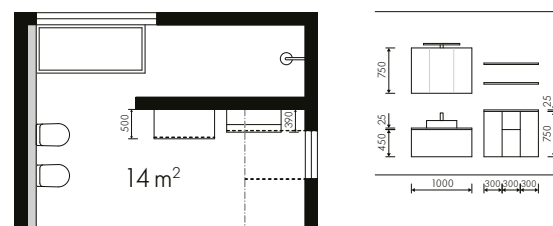
Bathroom idea **SOFT LACK**

WHEN PRACTICAL MEETS BEAUTIFUL SIMPLICITY

The black harmonises perfectly with the castell oak of washbasin top and wall clip-on shelf. The additional cabinet, with a height of 75 cm, offers sufficient storage space for cosmetics and towels. This furnishing idea is not only ideal for an urban loft, but also for any modern bathroom.



1 - Featured as standard, the sealing edge on the cabinets protects contents from dust and moisture.

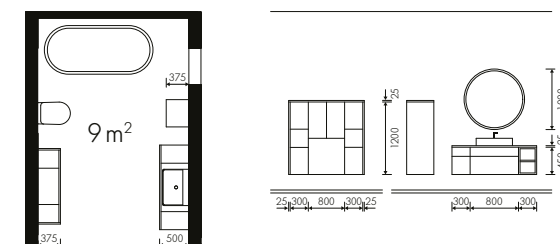




Bathroom idea **PLUS**

MODERN ELEGANCE MEETS FUNCTIONALITY

For a stylish and functional bathroom, we recommend this design with fronts in PLUS graphite soft mat, combined with a washbasin top in volcanic oak. The combination offers an elegant balance of modern aesthetics and natural warmth. A round, illuminated mirror adds a touch of modernity and creates a pleasant atmosphere thanks to Emotion lighting.



- 1 - Black details such as the mixer tap and handles add a stylish accent.
- 2 - Cabinet and shelf element combination: a room highlight, that harmoniously combines order and design.
- 3 - This bathroom is complemented by cabinets with illuminated shelves that offer plenty of storage space.







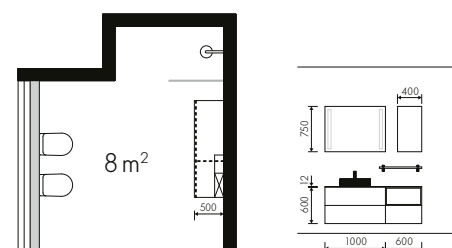
- 1 - Featured as standard, the sealing edge on the cabinets protects contents from dust and moisture.
- 2 - The black elements, like washstand, tap and handle trim, add contrasting statements.
- 3 - 60 cm high washstand base units provide the necessary storage space which can be put to perfect use thanks to the tall, closed side profile.



Bathroom idea **STONE**

AS IF CARVED IN STONE: A BATHROOM WITH AN IRRESISTIBLE TOUCH

Nothing is as natural-looking as the original. A belief that is altogether justified – except perhaps for STONE: the exceptionally authentic feel of this front gives the perfect illusion of being real concrete. In the composition shown here, combining it with black, e.g. on the washstand and handle trim, delivers the necessary contrast. Emotion lighting on the mirror – and indirectly below the wall cabinet – complement this bathroom concept.

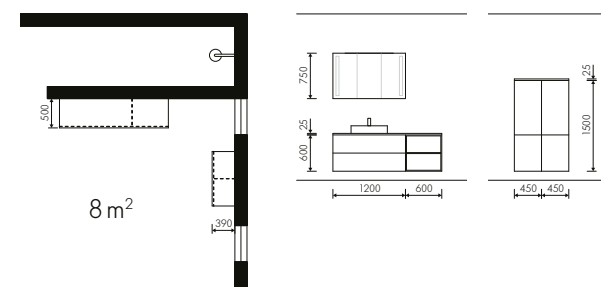




Bathroom idea **VELLUTO**

NO-FUSS DESIGN PACKED WITH DETAILS

The lacquer fronts VELLUTO in graphite mat harmonise perfectly with open shelf element and washstand top in rustic wild oak. The cabinet and shelf element combination comes with an astonishing amount of storage space. Open shelves provide an additional place for all kinds of favourite pieces and decorative items. Unassuming at first sight, extremely clever at second!



Bathroom components featured:


Front VELLUTO 87G – lacquer in graphite mat · Handle trim in metal look (G560) · Carcase in graphite (GTD) · 25 mm washstand top in rustic wild oak (E28) · Mirror cabinet with Emotion lighting

1 - Cabinet and shelf element combination with plenty of hidden storage space.

2 - Rustic wild oak decor is reflected in shelf element and washstand top.

3 - Practical detail: doors mirrored on both sides.

4 - The handle trim in metal look makes a feature on the washstand's soft mat fronts.





1



2

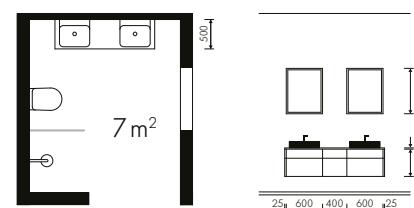


3

Bathroom idea **ARTLINE**

PERFECTLY ON TRACK!

Discover the calming elegance of our bathroom furniture: grooved fronts of the ARTLINE in Stripe wood crema, combined with elegant black details such as handle trims, washstand top and tap, create a space of calm and relaxation. A refuge that radiates warmth and turns every day into a moment of relaxation.



1 - The LED lighting integrated into the rear wall of the cabinet creates elegant highlights and atmosphere.

2 - The mirror with LED lighting also consistently black accents are also used consistently.

3 - The side panels are also supplied with a grooved surface.

Bathroom components featured:

Front ARTLINE 546 – Stripe wood crema · Handle trim in black (G561) · Carcase in quartz grey (QGD) · 25 mm panels in Stripe wood crema (SCR) · 12 mm washstand top in black PRO (U23) · Mirror with Emotion lighting





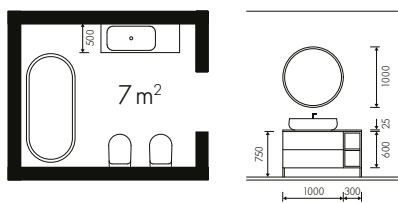
Bathroom components featured:
 Front MANHATTAN 495 – Chalet oak · Handle trim in black (G676) ·
 Carcase in chalet oak (CED) · 25 mm washstand top in chalet oak (E23) ·
 Mirror with black frame and Emotion lighting



Bathroom idea **MANHATTAN**

COMPACT AND ELEGANT

Our compact bathroom furniture in MANHATTAN chalet oak, accompanied by an elegant round mirror, is the perfect solution for small spaces. The warm wood design brings coziness and style, while the round mirror visually enlarges the room and creates a bright, open ambience. Efficiently designed, it offers practical storage space without taking up too much room. Ideal for a sophisticated, space-saving bathroom design.



- 1 - Elegant washstand with trendy mixer tap in black mat.
- 2 - Black plinth feet as an alternative to the wall-mounted solution.

Bathroom components featured:
Front NOVA LACK 731 – genuine lacquer in high-gloss white · Handle combination in chrome (G844) ·
Carcase in natural bough oak (AEN) · 12 mm washstand top in natural bough oak (E27) ·
Mirror and compartments with Emotion lighting

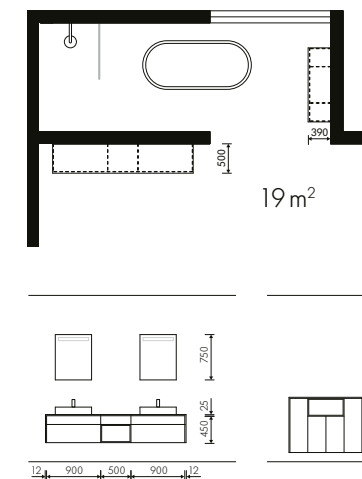





Bathroom idea **NOVA LACK**

UNDERSTATED ELEGANCE WITH CLEAN LINES

The combination of NOVA LACK in high-gloss white with light wood decor in natural bough oak makes every bathroom an inviting haven of well-being. The washstand not only provides plenty of storage in the drawers but also in the 90 cm wide pull-outs. The additional cabinets feature clever details, such as remote-controlled lighting elements and open shelves. A bathroom for fresh minds!



- 1 - Matching additional cabinets with open compartments and integrated lighting.
- 2 - Perfection both inside and out: the natural bough oak carcass decor continues through on the inside of the unit.
- 3 - Loads of storage space in the 90 cm wide drawers and pull-outs.



Brightness and colour temperature of the Emotion lighting in the open compartments is easily adjusted to suit your mood by remote control. It is also easy to install, e.g. in a side panel, where it always has its proper place.

Bathroom components featured:

Front LUX 361 – lacquered laminate in high-gloss white ·
Handle trim in black (G561) · Carcase in white (PWD) with visible sides in gloss white (G79) ·
12 mm washstand top in concrete (S 91) · Mirror with Emotion lighting

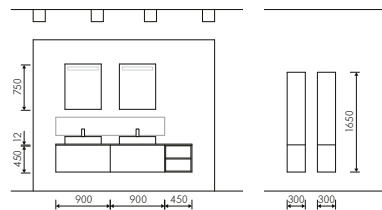
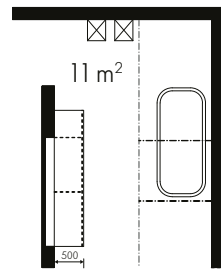




Bathroom idea **LUX**

PERFECTLY PLANNED TO THE VERY TOP

With the right bathroom furniture, rooms with sloping ceilings can take centre stage too: Despite relatively compact dimensions, the room has space for two full-size washbasins which provide ample storage space in the 90 cm wide and 45 cm high pull-outs. In selecting the materials, preference was given to high-gloss lacquered laminate in the form of LUX white. The slender supplementary cabinets give you plenty of storage for towels and cosmetics. We feel: putting your slant on things is always good.



- 1 - The high-quality glass side makes it particularly easy to see inside the cabinet.
- 2 - The slender additional cabinets create extra storage space.
- 3 - The handle trims go perfectly with the high-gloss front.



Bathroom components featured:
 Front SOFT LACK 76N – genuine lacquer in black green soft mat · Handle trim in black (G561) · Carcase in graphite (GTD) with visible sides in black green (LM8) · 25 mm washstand top in castell oak (E40) · Mirror with Emotion lighting

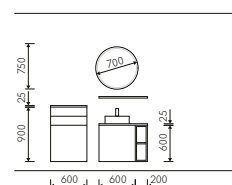
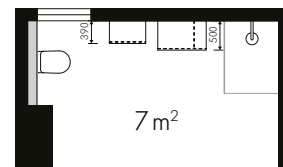


- 1 - Nothing to tip over, nothing to rock about: the practical laundry basket simply vanishes into the additional cabinet.
- 2 - There's also an organised place here for utensils.
- 3 - A well-coordinated team: handle trims in black with fronts in on-trend black green paired with castell oak.


Bathroom idea **SOFT LACK**

A TOUCH DIFFERENT

This bathroom idea impresses in all sorts of ways. Starting with look: the on-trend SOFT LACK genuine lacquer front in black green harmonises perfectly with the washstand top and panel shelf in castell oak. In spite of only a few items of furniture, there is no compromising on functionality either: it has even been possible to integrate a laundry unit.




COLOURS AND MATERIAL
PERFECT BALANCED



-

- Front VELLUTO 87L – Lava mat · MatrixArt handle recess profile black with Emotion lighting · Carcase in lava (LAD) · 25 mm washstand top in walnut cuba (A23) · Mirror with Emotion lighting, variable size



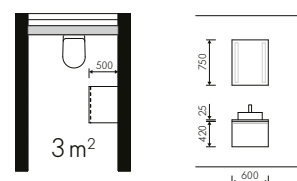




Bathroom idea **MANHATTAN**

ONLY THE BEST FOR GUESTS TOO

This guest bathroom impressively demonstrates that Nolte SPA not only lets you create spacious bathrooms but also the smallest of rooms: from towel holder to illuminated mirror with gesture control, the outfit is nothing short of perfect!

- 1 – Everything needed in the guest WC vanishes in the large pull-out.
- 2 - The illuminated mirror with gesture control not only excites those with a penchant for technology.



Bathroom components featured:

Front MANHATTAN 490 – White · MatrixArt handle recess profile in stainless steel look (G595) · Carcase in white (PWD) · 25 mm washstand top in chalet oak (E23) · Mirror with Emotion lighting

MATRIXART
by nolte spa





Bathroom components featured:

Front ARTWOOD 22N – Natural bough oak · Handle combination in black (G847) · Carcase in natural bough oak (AEN) · 25 mm washstand top in steel grey (S97) · Mirror and compartments with Emotion lighting

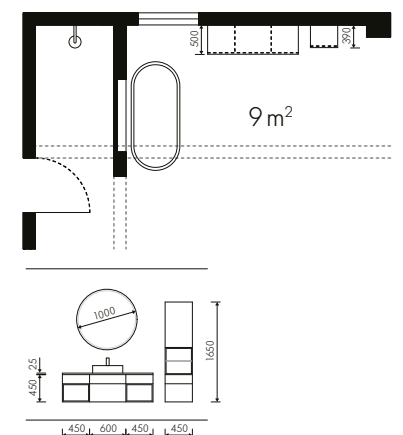


- 1 - Illuminated open compartments give you indirect lighting.
- 2 - Practical inserts for all kinds of utensils keep drawers tidy.
- 3 - You can also fit deep pull-outs with the ideal organisational elements.

Bathroom idea **ARTWOOD**

THE ART OF A SIMPLY LOVELY BATHROOM

ARTWOOD looks warm and homely, particularly in natural bough oak decor – an effect that is further reinforced by the Emotion lighting on the mirror and in the open compartments. Accessories, like handles, tap and wall shelf holders in fashionable black, set the right tenor. A bathroom in which you will feel equally at ease out in the country as you will in the urban jungle.



Bathroom idea **FRAME LACK**

TREND COLOR IN
A STYLISH DESIGN

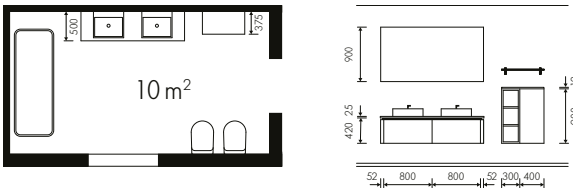
This spacious bathroom design combines elegant framed fronts in Black green with a handleless design for modern elegance and minimalism. The trendy color creates a calm atmosphere, while the clear design visually enlarges the room and ensures a tidy ambience. The design offers plenty of space for relaxation and integrated storage solutions, ideal for a contemporary, stylish bathroom.



MATRIXART
by **noite spa**




Bathroom components featured:
Front FRAME LACK A38 – genuine lacquer in black green soft mat · MatrixArt handle recess profile black with Emotion lighting · Carcase in graphite (GTD) with visible sides in genuine lacquer in black green soft mat (LM8) · 25 mm washstand top in oak castell (E40) · Mirror with Emotion lighting

- 1 - The recessed handle profiles set your bathroom thanks to integrated Emotion lighting impressively in scene.
- 2 - This cabinet and shelf element combination with integrated side lighting creates storage space and ambience at the same time.



Bathroom components used:
Front NOVA LACK 73H – genuine lacquer in high-gloss graphite · MatrixArt handle recess profile black with Emotion lighting · Carcase in graphite (GTD) with lacquered visible sides in gloss graphite (LGH) · 25 mm washstand top in oak graphite silver (E36) · Mirror with Emotion lighting, variable size





Whether in broad daylight or the depths of the night: The infinitely adjustable LED lighting system conjures the right mood whatever the moment.

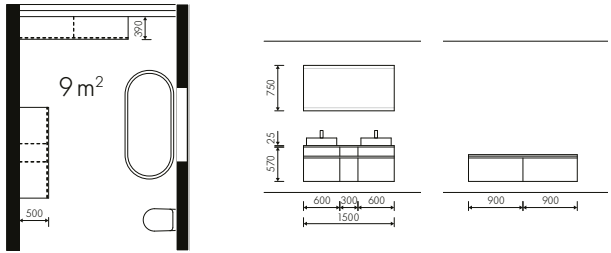


2

Bathroom idea **NOVA LACK**

BRILLIANT PERFORMANCE WITH STAYING POWER

High-quality materials are the basis for consistently reduced bathrooms. This makes the NOVA LACK genuine lacquer fronts in high-gloss graphite an ideal component. The illuminated MatrixArt finger pull replaces classic handles throughout. Reduced looks like this! Complemented with plain white and wood decor washstand top in oak graphite silver, this creates a contrasting haven of well-being with loft character.



- 1 - The drawers and pull-outs on the washstand base units provide plenty of storage space.
- 2 - The mat taps pick up on the predominant colour shade.
- 3 - Particularly high-quality look: visible carcass sides lacquered in front colour.



3

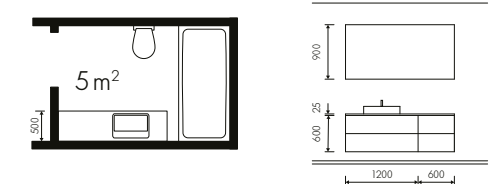


Bathroom components featured:
 Front SOFT LACK 763 – genuine lacquer in platinum grey
 soft mat · Handle trim in stainless steel look (G560) ·
 Carcase in platinum grey (PGD) · 25 mm washstand in
 concrete (S91) · Mirror with indirect Emotion lighting

Bathroom idea **SOFT LACK**

TIMELESS AND STRAIGHTFORWARD

This timeless and straightforward bathroom design, with genuine lacquer fronts in SOFT LACK platinum grey soft mat, a washstand top in concrete and handle trims in stainless steel look, stands for simple elegance and modern functionality. Ideal for anyone looking for a bathroom that remains stylish and appealing both today and in the future.



- 1 - Indirect lighting creates a very special feel-good ambience in the bathroom too.
- 2 - The washstand vanity units provide the space needed for storing all bathroom utensils while ensuring practical interior organisation.

THE DETAILS MAKE THE DIFFERENCE

For you to really feel good in your bathroom, it not only needs to look perfect on the face of it. It's the details that really matter – besides quality “Made in Germany”, of course, which is at the core of our furniture. So, why not take a moment and see what makes the big difference at Nolte SPA, also when it comes to the little things.



Our washstand bases come as standard with a U-bend cut-out and cosmetics organiser.



Genuine lacquer fronts are optionally available with lacquered surrounding element.



Cabinet interiors are perfectly protected from dust and moisture so typical of the bathroom environment. This is ensured by the sealing edge in matching decor.



Interior decor: Nolte SPA cabinets in carcass colours are identical in decor both inside and out. You would prefer front and visible sides to look the same? With many colours, this can be done too.

You can also alter the colour of light in the bathroom and control illumination by gesture or remote control. You can use our LED Emotion lighting almost anywhere, e.g. in mirror cabinets or open compartments.



MatrixArt: our handleless bathroom furniture is also available with LED Emotion lighting. The side panel comes in a variety of finishes.

MATRIXART
by nolte spa



Base and washstand units are available in 60 and 45 cm height.



All lighting elements provide an IP44 protection rating which means they meet all requirements in the bathroom environment.

Nolte SPA also offers function mirrors that can be varied in width.



FRONTS

Add a splash of colour to your bathroom. The Nolte SPA mat lacquer concept lets you do precisely this: Featuring 18 on-trend colours, you can choose from the entire colour spectrum – from warm to cool, from light to dark, there’s something for virtually every taste! What’s more, we also have the right front for every budget: from melamine resin to genuine lacquer, from plain colours to stone and wood decors, the sky’s the limit. And the best part: with MatrixArt, most fronts can even be provided in a handleless option.

MANHATTAN




LUCCA




ARTWOOD




ARTLINE




VELLUTO




SOFT LACK




STONE




LUX




PLUS



ALPHA LACK




FRAME LACK



SIGMA LACK




NOVA LACK






CARCASE FINISHES


No matter which bathroom you choose, it will only be perfect if it meets the highest of standards behind the fronts as well. Nolte SPA gives you a choice of 12 carcass colours (three even with gloss exterior), the finish of which continues through on the cabinet inside for a consistent look. A real benefit when it comes to creating a feel-good ambience.



Natural bough oak




Chalet oak




Volcanic oak



Concrete



Arctic white




Platinum grey



Quartz grey




Graphite




White




Magnolia



Sahara




Lava



Above and beyond the carcass decors, you also have the option of choosing visible carcass exteriors that match the colour of the front to ensure that nothing spoils the overall look of harmony in your new bathroom. Whether mat or gloss and even lacquered in whichever front colour!

WASHSTAND TOPS

All of our washstand tops will leave you wanting for nothing in terms of look and feel. Our range of stone, wood and plain decors is as multifaceted as nature itself. Choose a thickness of either 12 mm or 25 mm – exactly as you please.



White PRO




White concrete




Concrete




Cement agate grey



Cement anthracite




Quartz grey PRO



Graphite PRO




Steel grey



Corten steel



Terra nova



Basalt



Black PRO



Galaxy nero




White marble



Marble bianco



Marble imperiale



Marble grey



Volcanic oak



Chalet oak



Castell oak



Oak graphite silver



Natural bough oak



Oak ventura



Natural oak noble mat



Rustic wild oak



Walnut cuba

HANDLE OPTIONS

Handles put the finishing touches on every successfully planned kitchen. Plan your bathroom with the matching handle to give it a unique look – making it absolutely perfect for you.

HANDLES



Handle 9EA
Polished chrome



Handle 217
Black



Handle 350
Stainless steel look



Handle 444
Stainless steel look



Handle 9CA
Polished chrome



Handle 9KB
Black



Handle 336
Stainless steel look



Handle 9DA
Polished chrome



Handle 207
Black



Handle 322
Stainless steel look

HANDLE COMBINATIONS



Handle combination 843
Polished chrome



Handle combination 844
Polished chrome



Handle combination 846
Polished chrome



Handle combination 847
Black

HANDLE TRIMS



Handle trim 560
Metal look



Handle trim 561
Black



Handle trim 675
Stainless steel look



Handle trim 676
Black

MATRIXART HANDLE RECESS PROFILES



Handle recess profile 598
Arctic white



Handle recess profile 790
White



Handle recess profile 595
Stainless steel look



Handle recess profile 591
Black



Handle recess profile 792
Lava

LESS CAN SOMETIMES MEAN MORE

Without handles, MatrixArt lets you create a bathroom with elegant, sleek lines. And with Emotion lighting, you can set off the recessed handle profiles with stunning effect. Arctic white, white, stainless steel look, black and lava also give you the option of five profile colours. This is where admirers of good design and graphic style are truly spoilt for choice.

” The way we operate today is set to determine the world we leave behind for our future generations. Sustainability is our promise for a better future. “

Inherent throughout our entire company and its entire value chain, the guiding principle of sustainability is reflected in everything we do and the way we think. It is firmly embedded in our broad-ranging corporate strategy with a view to achieving lasting improvements for mankind and nature.

OUR COMMITMENT TO ...



THE COMPANY

As a matter of good corporate governance and the associated values, we have established resilient structures, processes and partnerships over a period of many years. High quality; modern aesthetics, sustainability and an attractive price-performance ratio are the factors that are always taken into account in our product range. So, for instance, over 99% of the woods we use complies with the principles of sustainable wood criteria.



THE ENVIRONMENT

As a company, we have made it our aim to maintain a responsible and sustainable use of natural resources. Thanks to our effective climate management, we are able to manufacture our products in a climate-neutral manner at our two operating bases in Löhne and Melle. The main fuel sources at Nolte Küchen are certified green electricity and our boilers, which operate with offcut wood from production.



THE PEOPLE

Our members of staff are particularly close to our heart. Their dedication, knowledge, experience and curiosity are what define us as Nolte Küchen. For this reason, we are pleased to assist our staff in furthering their development – both on the work side through basic and further training as well as on a private level by respecting and enhancing their work-life balance.



THE SOCIETY

Ever since Nolte Küchen was first founded, we have cultivated close ties with the region, and we actively foster its well-being and growth. Social commitment is a tradition for us, and we have placed great emphasis on it from the very first day. We help people and regions in emergency situations, such as educational institutions, associations and foundations that are involved in child protection. Our credo: support is given where support is needed.

The grounds of Nolte Küchen have been home to local bees since the summer of 2023, and they have already brought in their first nectar into their hive. They not only provide delicious honey but are also indispensable pollinators, making a significant contribution to the preservation of many plant species.



Discover here the
**NOLTE
SUSTAINABILITY
REPORT**

**CLICK
HERE**



FEEL-GOOD BATHROOM FURNITURE

Where form, colour and functionality harmonise as perfectly as they do in a bathroom from Nolte SPA, you will find that creating the right atmosphere couldn't be easier. Simply feel good whatever the situation, whatever the mood and whatever time of day.

nolte[®]
SPA

VF-SPA25-GB

Subject to technical change without notice. Colour shades in this catalogue may sometimes vary slightly from original colours for printing and photographic reasons. Nominal charge € 5
Nolte Küchen GmbH & Co. KG · Anni-Nolte-Straße 4 · 32584 Löhne
Phone +49 5732 / 899-0 · www.nolte-spa.com · info@nolte-spa.de

You can also discover the variety of our kitchens in the current catalogs and brochures.

CLICK
HERE

